

SALE NO.25 OF 25TH & 26TH JUNE, 2019.
COMMENTS

The weight of 7.6 m/kgs on offer this week reflected a marginal decrease over the previous sale. Low Grown Leafy teas totaled 2.1 m/kgs whilst Tippy/Small Leaf teas accounted for 1.1 m/kgs and High Grown teas on offer in the Ex-Estate catalogue amounted 1.2 m/kgs.

Both leafy and tippy/small leaf teas were in receipt of fair demand with the better made, stylish teas commanding firm prices. Well made BOP1/OP1's and cleaner OP/OPA's were fully firm, whilst Pekoe/Pekoe1's were fully firm to selectively dearer. Stylish FBOP's and FBOPF1's also were firm, although below best types were irregularly lower, and eased further by the close. Buyers for the Middle East were a little more active but shippers to Russia and the markets in the C. I. S were selective. There was maintained interest from Iraq and Libya for bottom level teas at lower price levels.

A most disappointing Ex Estate sale from the view of all Producers with weak demand displayed throughout the auction. A very limited selection of the best westerns sold at barely firm levels whilst below best teas declined Rs. 20/- to 40/- per kg. Plainer teas were neglected resulting in a substantial amount of unsold teas. CTC teas with reasonable leaf however, met with fairly widespread interest from the "Tea Bag" sector, following which prices were largely firm. Poorer leaf CTC teas did not meet with the same levels of demand, and, consequently eased Rs. 10/- per kg on average.

Meanwhile, The Sri Lanka Tea Board has released the Tea Production figures for May, 2019 which stands at 34.1 m/kgs for last month as against a figure of 32.5 m/kgs for the corresponding month last year. An analysis of the cumulative position so far this year would still show a deficit of -3.7 m/kgs compared to Jan/May, 2018 on account of the drought conditions experienced during the first quarter this year. Please refer special circular on "Tea Production" which is attached to this report for further details.

This week's auction comprised of **12,533** lots with a total quantity of **7,648,849** Kgs. The catalogue-wise breakdown was as follows:-

	Lot	Qty. (Kgs)
Low Grown Leafy	4,321	2,147,349
Low Grown Tippy	2,218	1,198,429
High & Medium	1,728	969,255
Off Grade/BOPIA	2,274	1,383,065
Dust	620	672,882
Premium Flowery	326	66,117
Ex-Estate	<u>1,046</u>	<u>1,211,752</u>
Total	<u>12,533</u>	<u>7,648,849</u>

In lighter vein

Black Ink, Red Ink

Back in the 1970s, two brothers, John, and Bob lived in America and were members of the communist party. After much discussion, they decided to emigrate to the USSR and live among their communist comrades. Even though they don't believe the American media's negative reports on the living conditions, shortages and persecution in the USSR, they decide to exercise caution.

First, only John would go to Russia to test the waters. If contrary to the media reports, the living conditions are good, and the reports about persecutions by the KGB false, then John will write a letter to Bob using black ink. This color would signify that the letter is to be taken at face value and communism is as good as they hoped. If, however, the situation in the USSR is bad and John afraid of writing the truth, he will use red ink, indicating that whatever he says in the letter must not be believed.

Three months later Bob receives a letter from John. It is written in black ink.

"Dear brother Bob! I'm so happy here! It's a beautiful country, I enjoy complete freedom and a very high standard of living. Everything the capitalist press writes in America is a bunch of lies. **Everything is readily available! There is only one small thing of which there's a shortage: Red ink.**"

LOW GROWNS – LEAFY

- BOP1** : A few select best invoices declined Rs.20-30/- per kg; balance too were irregular. Teas at the lower end were irregularly lower with less demand.
- OP1** : Select best invoices maintained; balance was generally lower. Stalky invoices declined Rs.30-40/- per kg.
- OP** : Teas in the select best category maintained; balance declined by Rs.30-40/- per kg. Teas at the lower end eased towards the latter part of the sale.
- OPA** : Select best teas held firm; balance declined Rs.10-20/- per kg whilst poorer sorts tended irregular.
- PEK/PEK1**: Well made shotty invoices were fully firm to easier by Rs.30-40/- and at times more; balance too was lower following quality. Best bolder Pekoes advanced Rs.30-40/- per kg; balance declined following a less demand and more particularly towards the latter part of the sale. Teas at the lower end too declined following quality.

Quotations (Rs./Kg)

	Best		Below Best		Others	
	<u>This Week</u>	<u>Last Week</u>	<u>This Week</u>	<u>Last Week</u>	<u>This Week</u>	<u>Last Week</u>
BOP1	800-1050	850-1000	600-660	650-700	500-560	550-580
OP1	900-1250	900-1200	600-660	640-680	340-380	375-400
OP	600-790	620-770	470-500	510-540	340-370	370-400
OPA	600-1050	620-880	470-500	510-540	340-360	350-380
PEK/PEK1	780-1220	800-1200	580-630	625-675	350-400	400-450

TIPPY/SMALL LEAF

- BOP/BOPSP** : Few select best maintained; all others declined.
- BOPF/BOPFSP** : Few select best sold around last levels. Balance together with best and below best were easier. Few cleaner teas at the lower end were firm on last. All others were lower following quality.
- FBOP/FBOP1** : Few select best and best FBOP's together with few clean bold below best were firm to selectively dearer. Balance were irregular and mostly lower following quality. FBOP1's in general were easier.
- FBOPF/FBOPF1** : Very tippy teas continued to attract good demand and were selectively dearer. Best and cleaner below best appreciated whilst balance were firm on last. Few select best FF1's maintained. Other high priced teas together with best and below best declined sharply. Few cleaner teas at the lower end maintained. Balance were easier.
- FBOPFSP/EXSP** : Top range teas met with good demand and witnessed an improvement in price. Best and below best too showed a similar trend.

Quotations (Rs./Kg)

	Best		Below Best		Others	
	<u>This Week</u>	<u>Last Week</u>	<u>This Week</u>	<u>Last Week</u>	<u>This Week</u>	<u>Last Week</u>
BOP/BOPSP	700-840	720-900	550-600	560-650	280-320	300-320
BOPF /BOPFSP	700-870	720-890	550-600	560-650	280-320	300-320
FBOP/FBOP1	770-950	750-990	550-600	580-630	480-520	500-550
FBOPF/FBOPF1	800-1050	750-880	700-800	650-750	650-750	600-650
FBOPFSP/EXSP	900-3550	800-2400	800-900	750-800	750-800	650-700

MEDIUM GROWN LEAFY/SEMI LEAFY TEAS

FBOP : Best on offer declined Rs.40-50/- per kg and at times more. Others were irregular and mostly lower.

FBOPF/FBOPF1 : Best on offer gained Rs.10/- per kg whilst the others firm on last levels.

PEK/PEK1 : Select best types declined by Rs.40-50/- per kg whilst the others were fully firm.

Quotations (Rs./Kg)	Best		Below Best		Others	
	<u>This Week</u>	<u>Last Week</u>	<u>This Week</u>	<u>Last Week</u>	<u>This Week</u>	<u>Last Week</u>
FBOP	760-860	800-980	660-760	700-800	450-660	550-700
FBOPF/FBOPF1	680-770	650-760	550-680	590-650	420-550	400-590
PEK/PEK1	780-880	820-920	650-780	680-820	430-650	400-680

HIGH GROWN

BOP: Best Westerns –select high priced teas declined up to Rs.50/-per kg whilst the others declined Rs.20-30/-per kg. Teas in the below best category were firm and Rs.10-20/-per kg lower. Plainer clean leaf teas were firm whilst the others were difficult of sale and where sold were up to Rs.20/-per kg lower. Nuwara Eliyas –select invoices were dearer following special inquiry whilst the others were difficult of sale. Udupussellawas were Rs.10-20/-per kg lower following quality. Uvas –few select clean leaf coloury teas gained Rs.30/-per kg and more whilst the others were irregular following quality.

BOPF: Best Westerns declined Rs.20/-per kg and more for select high priced teas of last week. In the below best category, brighter teas declined Rs.20-40/-per kg whilst the others were firm. Plainer clean leaf teas were Rs.10/-per kg easier whilst the others declined further. Nuwara Eliyas –few select invoices were dearer following special inquiry whilst the others were Rs.20/-per kg easier following quality. Udupussellawas were up to Rs.20/-per kg lower mostly following quality. Uvas declined Rs.20-30/-per kg following quality.

Quotations (Rs./Kg)	BOP		BOPF	
	<u>This Week</u>	<u>Last Week</u>	<u>This Week</u>	<u>Last Week</u>
Best Westerns	490-660	530-670	490-610	510-630
Below Best Westerns	430-470	430-510	430-470	450-500
Plainer Westerns	380-420	395-420	390-420	395-40
Nuwara Eliyas	380-520	420-440	380-490	400-470
Other Uda Pussellawas	360-390	370	370-390	380-390
Best Uva's	400-560	440-480	420-460	420-490
Other Uva's	360-370	360-400	400-410	400-405

MEDIUM GROWN TEAS

BOP : Rs.20-30/-per kg easier.

BOPF: Clean leaf teas sold around last week's levels. Poorer sorts lost Rs.10/-per kg on average.

Quotations (Rs./Kg)	BOP		BOPF	
	<u>This Week</u>	<u>Last Week</u>	<u>This Week</u>	<u>Last Week</u>
Best Westerns	430-750	430-760	375-445	385-435

CTC

PF1: Clean leaf bright liquoring High Grown teas were firm whilst the others were irregular. Medium PF1's were Rs.10-15/-per kg lower following quality. Low Grown teas Where quality was maintained, sold around last week's levels whilst the others declined irregularly following quality.

BP1: High Grown BP1's were generally firm. whilst Medium grown category was Firm. A Few select Low Grown invoices were firm whilst the others were difficult of sale.

Quotations (Rs./Kg)	PF1		BP1	
	<u>This Week</u>	<u>Last Week</u>	<u>This Week</u>	<u>Last Week</u>
High	385-440	400-440	400-415	370-400
Medium	340-460	370-450	360-405	330-370
Low	330-670	350-700	300-580	330-540

OFF GRADES

Best liquoring FNGS/FNGS1 were easier whilst Low Grown FNGS/FNGS1 too were lower by Rs.10/- per kg. Best BPs' gained Rs.50/-; others declined Rs.20/-. Best well-made BM's, below best and poor types declined Rs.10-20/-. Well-made BOP1A's were lower by Rs.10/-; others lost Rs.10-15/- per kg and at times more.

QUOTATIONS (Rs/kg)	HIGH		MEDIUM		LOW	
	<u>This Week</u>	<u>Last Week</u>	<u>This Week</u>	<u>Last Week</u>	<u>This Week</u>	<u>Last Week</u>
Good Fannings (Orthodox)	260-410	270-420	230-270	240-280	230-280	240-290
Good Fannings (CTC)	250-310	260-320	240-290	250-300	240-310	250-320
Other Fannings (Orthodox)	220-300	230-310	220-280	230-290	220-280	230-290
Other Fannings (CTC)	N/A	N/A	N/A	N/A	N/A	N/A
Good BM's	250-280	260-290	250-290	260-300	290-390	300-400
Other BM's	230-260	240-270	235-260	245-270	230-260	240-270
Best BOP1As	300-330	310-340	300-320	310-330	290-310	300-320
Other BOP1As	250-290	260-300	250-290	260-300	250-290	260-300

DUST

Best liquoring High Grown D/D1's declined by Rs.20-40/- per kg and at times more whilst others were irregularly lower. Secondary and poorer types however held firm on last levels. Select best Low Grown D/D1's declined by Rs.20/- and at times more whilst others were lower. CTC PD's were firm to easier by Rs.20-40/-.

QUOTATIONS (Rs/kg)	HIGH		MEDIUM		LOW	
	<u>This Week</u>	<u>Last Week</u>	<u>This Week</u>	<u>Last Week</u>	<u>This Week</u>	<u>Last Week</u>
Good Primary Dust 1(Orthodox)	700-900	700-900	420-520	420-520	530-630	530-630
Good Primary PD (CTC)	450-500	450-500	480-560	480-560	590-660	590-660
Other Primary Dust (Orthodox)	270-300	270-300	290-310	290-310	340-370	340-370
Other Primary Dust (CTC)	N/A	N/A	280-300	280-300	270-290	270-290
Secondary Dust	260-300	260-300	250-300	250-300	260-290	260-290
Poorer Dust	270-300	270-300	230-260	230-260	260-300	260-300

World Crop Statistics (MKGS)

Country	Month	2018	2019	Difference +/-	To-date 2018	To-date 2019	Difference +/-
SRI LANKA	May	32.53	34.10	1.57	134.88	131.16	-3.72
BANGLADESH	Apr.	3.51	6.11	2.60	5.43	8.64	3.2
MALAWI	Apr.	6.5	7.4	0.9	27.3	28.5	1.2
NORTH INDIA	Apr.	65.5	70.4	4.9	119.3	134.5	15.2
SOUTH INDIA	Apr.	22.5	14.0	-8.5	60.9	53.5	-7.40
KENYA	Apr.	44.58	26.13	-18.45	144.34	132.42	-11.9

Country	Month	2017	2018	Difference +/-	To-date 2017	To-date 2018	Difference +/-
UGANDA	Nov.	5.63	3.06	-2.6	47.67	52.95	5.28

THIS WEEK'S TOP PRICES

<u>WESTERN MEDIUM</u>			<u>UVA MEDIUM</u>			<u>LOW GROWN LEAFY GRADES</u>		
Kenilworth	BOP	750/-	Demodara S	BOP	620/-	Mulathiya Hills	BOP1	1050/-
Kenilworth	BOPSP	670/-	Demodara S	BOPSP	650/-	Gunawardena	OP1	1250/-
Craighead	BOPF/ BOPFSP	650/-	*Halpewatte Uva	BOPF/BOPFSP	620/-	*Makandura	OP1	1150/-
Craighead	BOP1	950/-	Demodara S	BOP1	830/-	Liyonta	OP	790/-
Kenilworth	FBOP/FBOP1	860/-	Halpewatte Uva	FBOP /FBOP1	790/-	*Makandura	OPA	1050/-
*Harangalla	FBOP/FBOP1	840/-	*Halpewatte Uva	FBOPF/FBOPF1	730/-	Sunrise	OPA	900/-
Craighead	FBOPF/FBOPF1	770/-	Demodara S	OP/OPA	630/-	*Makandura	OPA	880/-
*Harangalla	OP/OPA	540/-	Halpewatte Uva	OP1	850/-	Liyonta	PEKOE	1220/-
*Uplands	OP/OPA	540/-	Aruna Passara	PEK /PEK1	760/-	Matuwagala Super	PEKOE1	1010/-
*Harangalla	OP1	830/-	*Halpewatte Uva	PEK /PEK1	750/-	Nilrich	PEKOE1	980/-
*Harangalla	PEK/PEK1	880/-	<u>UVA HIGH</u>			Deerwood Super	PEKOE1	980/-
*Dartry Valley	PEK/PEK1	850/-	El-Teb	BOP	560/-	*Andaradeniya Super	PEKOE1	970/-
<u>WESTERN HIGH</u>			Oodoowerre	BOPSP	570/-	<u>LOW GROWN TIPPY GRADES</u>		
Norwood	BOP	660/-	Spring Valley	BOPF/BOPFSP	610/-	*Geekiyanaheha	BOP	810/-
Glentilt	BOPSP	500/-	Oodoowerre	BOP1	760/-	Berubeula	BOPSP	840/-
Wattegoda	BOPF/ BOPFSP	610/-	Glenanore	FBOP/ FBOP1	730/-	*Sithaka	BOPSP	830/-
Inverness	BOP1	960/-	Battawatte	FBOPF/ FBOPF1	640/-	Pothatuwa	BOPF	870/-
Inverness	FBOP/ FBOP1	770/-	Oodoowerre	OP1	620/-	Kelani	BOPFSP	870/-
Inverness	FBOPF/FBOPF1	780/-	Oodoowerre	OP/OPA	480/-	*Sithaka	FBOP	950/-
Weddemulla	OP/OPA	490/-	Ranaya	PEK/PEK1	660/-	Mulatiyana Hills	FBOP1	840/-
Weddemulla	OP1	650/-	<u>UDA PUSSELLAWA</u>			*L.Pinnaduwa	FBOPF	1050/-
Weddemulla	PEK/PEK1	820/-	Kirklees	BOP	530/-	Andaradeniya	FBOPF	960/-
<u>NUWARA ELIYA</u>			Gordon	BOPSP	400/-	Waulugala Group	FBOPF	960/-
Court Lodge	BOP	520/-	Kirklees	BOPF/BOPFSP	480/-	*L.Kottawa	FBOPF	950/-
Mahagastotte	BOPF/BOPFSP	490/-	Alma	BOP1	750/-	Himara	FBOPF1	860/-
Mahagastotte	FBOP/ FBOP1	1000/-	Delmar	FBOP/ FBOP1	650/-	*New Hopewell	FBOPF1	820/-
Court Lodge	PEK /PEK1	1100/-	Gampaha	FBOP/ FBOP1	650/-	*L.Kottawa	FBOPF1	810/-
<u>CTC TEAS</u>			*Alma	FBOPF/FBOPF1	610/-	<u>PREMIUM FLOWERY</u>		
<u>HIGH GROWN</u>			*Alma	OP/OPA	520/-	Handugala	FBOPFSP	2250/-
Dunsinane CTC	PF1	440/-	Gampaha	OP1	620/-	Kamarangapitiya	FBOPFEXSP	3550/-
Mt .Vernon CTC	BP1	415/-	Alma	PEK /PEK1	800/-	Lions	FBOPFEXSP	2150/-
Mt .Vernon CTC	BPS	380/-	<u>OFF GRADES</u>			*Makandura	FBOPFEXSP	1950/-
Dunsinane CTC	BPS	380/-	Chandrika Estate	BM	500/-	Deerwood Super	FBOPFEXSP1	1800/-
<u>MEDIUM GROWN</u>			*Kothmale Hills	BP	580/-			
*Carolina CTC	PF1	460/-	New Vithanakande	FNGS/FNGS1	480/-			
Delta CTC	PF1	460/-	Hingalgoda CTC	PFGS	600/-			
*Carolina CTC	BP1	405/-	*L.Galgodawatte	BOP1A	520/-			
*Carolina CTC	BPS	420/-	<u>DUST</u>					
<u>LOW GROWN</u>			Mattakelle	DUST1	820/-			
Hingalgoda CTC	PF1	670/-	Cecilayan CTC	PD	540/-			
Henathanne CTC	BP1	580/-						
Cecilayan CTC	BPS	470/-						

* Sold by Lanka Commodity Brokers Ltd

+++ All Time Record Price

++ Equal All Time Record Price

Cont'd... (P6)

COLOMBO AUCTION – GROSS SALE AVERAGESSALE NO.24 OF 19TH JUNE, 2019.

	2019		2018		Year to Date
	Weekly	Month to Date	Year to Date	Weekly	
Uva High Grown	428.83	430.00	486.38	459.53	544.67
Western High Grown	467.48	475.52	555.55	503.24	591.83
High Grown	457.62	462.77	536.07	490.51	579.92
Uva Medium	435.10	453.61	516.32	485.75	550.99
Western Medium	419.50	433.67	480.97	465.94	538.32
Medium Grown	423.38	439.07	490.72	472.20	542.25
Low Grown (Orthodox)	532.35	537.86	604.37	581.55	638.36
Combined L.G. (Orthodox + CTC)	525.02	530.22	592.08	574.45	631.55
Total	493.14	499.82	564.59	538.63	607.28

DETAILS OF TEAS AWAITING SALES

	<u>Sale of 2nd/3rd July'19</u>		<u>Sale of 9th/10th July'19</u>	
	Lot	Qty. (Kgs)	Lot	Qty. (Kgs)
Low Grown Leafy	4,253	2,102,003	4,339	2,055,888
Low Grown Tippy	1,988	1,062,844	1,930	1,025,733
High & Medium	1,753	967,217	1,784	957,759
Off Grade/BOP1A	2,645	1,625,595	2,225	1,339,031
Dust	549	579,522	677	713,290
Premium Flower	335	70,817	318	65,648
Ex-Estate	996	1,151,986	954	1,101,565
Total	<u>12,519</u>	<u>7,559,984</u>	<u>12,227</u>	<u>7,258,914</u>

Weekly Private Sale Figures (From 17/06/2019 – 22/06/2019) - 119,338.00 Kgs
 Cumulative - 2,997,084.15 Kgs

CROP & WEATHER**For the period 17th – 23rd June, 2019.**

Western/Nuwara Eliya Regions: Both regions reported wet weather throughout the week and the Nuwara Eliya Region reported strong winds during the week. The Department of Meteorology predicted several spells of showers during the week ahead. **Uva/Udapussellawa Regions:** Bright weather with scattered showers and strong winds were reported throughout the week. Strong gusty winds reaching up to 40-50 kmph can be expected in the week ahead according to The Department of Meteorology. **Low Growns:** Scattered showers and occasional sunshine was reported during the week in both Ruhuna and Sabaragamuwa regions.

Crop Intake: Western, Nuwara Eliya and Udapussellawa regions maintained the crop intake, whilst Ruhuna and Sabaragamuwa showed a decline.

Cont'd...(7)

CATALOGUES

Sale No. 26 of 02nd & 03rd July, 2019.

The Main Sale & Ex-Estate Sale catalogues closed on **13th June, 2019 at 04.30 p.m.**

Sale No. 27 of 09th & 10th July, 2019.

The Main Sale & Ex-Estate Sale catalogues are scheduled to be closed on **20th June, 2019 at 04.30 p.m.** but sale will be closed before the scheduled date when the number of lots are reached.

Sale No. 28 of 15th & 17th July, 2019.

The Main Sale & Ex-Estate Sale catalogues are scheduled to be closed on **27th June, 2019 at 04.30 p.m.** but sale will be closed before the scheduled date when the number of lots are reached.

BROKER'S ORDER - SALE NO.26

Auction of 02nd/03rd July, 2019 - Main Sale

Leafy/Tippy/BOPIA/ Premium

1. Bartleet Produce Brokers (Pvt) Ltd
2. John Keells PLC
- 3. Lanka Commodity Brokers Ltd**
4. Asia Siyaka Commodities PLC
5. Mercantile Produce Brokers (Pvt) Ltd
6. Eastern Brokers (Pvt) Ltd
7. Forbes & Walker Tea Brokers (Pvt) Ltd
8. Ceylon Tea Brokers PLC

High & Medium/Off Grades/Dust

1. Bartleet Produce Brokers (Pvt) Ltd
- 2. Lanka Commodity Brokers Ltd**
3. Ceylon Tea Brokers PLC
4. Eastern Brokers (Pvt) Ltd
5. John Keells PLC
6. Asia Siyaka Commodities PLC
7. Mercantile Produce Brokers (Pvt) Ltd
8. Forbes & Walker Tea Brokers (Pvt) Ltd

Auction of 03rd July, 2019 - Ex-Estate

1. Ceylon Tea Brokers PLC
- 2. Lanka Commodity Brokers Ltd**
3. Asia Siyaka Commodities PLC
4. Forbes & Walker Tea Brokers (Pvt) Ltd
5. Mercantile Produce Brokers (Pvt) Ltd
6. Eastern Brokers (Pvt) Ltd
7. Bartleet Produce Brokers (Pvt) Ltd
8. John Keells PLC

LCBL APPROXIMATE SELLING TIME

Tuesday 02nd July'19

High & Medium : 09.00 a.m.
Low Grown Tippy : 10.15 a.m.
Low Grown Leafy : 11.00 a.m.
Premium Flowery : 11.15 a.m.
BOP1A : 05.15 p.m.

Wednesday 03rd July'19

Ex-Estate : 08.15 a.m.
Off Grades : 10.45 a.m.
Dust : 02.05 p.m.

OTHER MARKETS

LIMBE MARKET REPORT - SALE NO. 26 OF 25/6/2019

Less demand continued at easier rates for the 4720 packages on offer.

- BP1** - Few available were neglected.
- PF1** - Firm to USC3 easier and sometimes more.
- PF1SC** - Few invoices available tended firm.
- PD** - Met less demand with more lines neglected.
- D1** - Tended easier where sold.

Secondary teas met with much less demand at lower rates and more teas were neglected.

WEATHER/CROP FOR THE WEEK ENDING 23RD JUNE, 2019.

Continued cold to very cold at night and early mornings but warm to hot during the day with light showers; recordings 2.5 mm to 46.8 mm.

Crop intakes continued very low.

Courtesy: TEA BROKERS CENTRAL AFRICA LIMITED

MOMBASA TEA AUCTION MARKET REPORT

SALE NO.26 OF THE 24TH/25TH JUNE, 2019.

Fairly good demand for the 170,930 packages (10.85m/kgs) available at irregularly lower levels. 21.98% were neglected.

The Best **BP1s** on offer were firm to USC5 easier with Brighter categories irregular ranging between USC20 dearer to easier by up to USC32 and some lines were unsold while Medium varieties saw an irregular market varying between steady to USC10 above previous rates to easier by USC5-USC45 and some invoices remained unsold. Plainer types better absorbed and varied between firm to USC15 dearer to easier by USC12-USC18 and poorest were difficult of sale.

Best **PF1's** available were steady to USC2 dearer with Brighter descriptions firm to USC15 easier while Medium varieties were steady to USC10 easier. Plainer categories met with an irregular interest and ranged between firm to USC24 above last prices to easier by up to USC10 with poorest neglected.

Best **PDUSTs** in the market met an irregular enquiry ranging between USC14 above previous rates to easier by a similar level while Brighter varieties were discounted by USC8-USC46 with Medium categories declining by USC5-USC20. Plainer descriptions firm to USC12 below last prices and poorest remained without bids.

The Best **DUST1s** available met an irregular enquiry and ranged between firm to USC40 dearer to easier by up to USC7 while Brighter types ranged between USC6 dearer to easier by up to USC4 with Medium categories steady to USC18 easier. Plainer sorts were a weak feature and lost USC28-USC40 with the poorest difficult of sale but a few improved lines gained with quality.

In the **Secondary Catalogues** BPs were steady while PFs eased. Clean well sorted coloury fannings were discounted with similar Dusts easier. Other Fannings lost value whilst DUSTs eased BMFs were well absorbed.

Pakis and Egyptian packers showed more and useful support with increased activity from Afghanistan, Russia and Bazar, Yemen, other Middle Eastern countries, UK and Sudan maintained interest. There was reduced enquiries from Kazakhstan and other CIS nations while Iran were quiet. Somalia were active at the lower end of the market.

	BP1	PF1	PD
Best	210-488	242-289	235-340
Good Medium	205-235	226-260	220-255
Lower Medium	115-254	115-192	123-268
Plainer	040-158	040-164	048-200

JAKARTA AUCTION REPORT

Not available at the time of printing

Cont'd.... (9)

BANGLADESH AUCTION

Sale No.08 held on Monday 24th June, 2019.

CTC LEAF: 31,973 packages of Current Season and 150 packages of Old Season Teas on offer met with much less demand at progressively easier rates.

BROKENS: There was a fair demand at the beginning of the sale for well-made bright Invoices which eased by upto Tk.10/- but demand slackened as the sale progressed and these were selling at a much sharper drop with fair withdrawals. Medium Brokens met with some enquiry but saw a decline by up to Rk.10/- and more whilst the plain and poor types were neglected and remained unsold.


FANNINGS: Likewise, initially a few bright teas were well supported at a drop of Tk.10/- but soon eased by Tk.12-14/- as the sale progressed. Mediums generally declined by Tk.10/- and more with heavy withdrawals. Plain teas were mostly neglected and registered a sharp fall with very heavy withdrawals.

CTC DUST: 5,926 packages of Current Season Teas on offer met with an improved demand. Good liquoring teas were strongly competed for and mostly advanced in price. Medium teas were well supported and sold at dearer rates. Plain and BLF tea categories also sold well at around last levels with a few withdrawals. Blenders lent strong support with only a few interest from the Loose tea buyers.

COMMENTS: This sale was held in Srimangal where buyers' participation was less than last sale. Prices for all varieties declined. Medium and Plain teas saw very heavy withdrawals and also larger decline in price levels. Blenders lent fair support at lower levels whilst loose tea buyers were much less active. BLF teas continued to meet with limited demand with heavier withdrawals. Dusts met with an improved demand.

Our catalogue (Sale 08): Avg: Tk 207.73.

Courtesy: NATIONAL BROKERS LIMITED

Contemporary Brokers Pvt Ltd									
Estimated Production Of Tea In India									
Upto May 2019									
(IN MILLION KGS.)									
DISTRICT/STATE	D U R I N G				U P T O				
	2019	2018	+/-	%	2019	2018	+/-	%	
ASSAM VALLEY	61.85	52.57	9.28	18	135.54	119.27	16.27	14	
CACHAR	4.67	4.02	0.65	16	9.25	9.55	-0.30	-3	
TOTAL ASSAM	66.52	56.59	9.93	18	144.79	128.82	15.97	12	
DOOARS	24.06	20.79	3.27	16	53.98	45.82	8.16	18	
TERAI	18.51	15.47	3.04	20	39.50	33.59	5.91	18	
DARJEELING	0.78	0.82	-0.04	-5	2.31	2.11	0.20	9	
TOTAL WEST BENGAL	43.35	37.08	6.27	17	95.79	81.52	14.27	18	
OTHERS	2.93	2.71	0.22	8	6.72	5.36	1.36	25	
TOTAL NORTH INDIA	112.80	96.38	16.42	17	247.30	215.70	31.60	15	
TAMIL NADU	15.11	18.57	-3.46	-19	52.64	59.68	-7.04	-12	
KERALA	6.47	6.97	-0.50	-7	21.30	25.25	-3.95	-16	
KARNATAKA	0.41	0.60	-0.19	-32	1.58	2.07	-0.49	-24	
TOTAL SOUTH INDIA	21.99	26.14	-4.15	-16	75.52	87.00	-11.48	-13	
ALL INDIA	134.79	122.52	12.27	10	322.82	302.70	20.12	7	

Source: Tea Board

SOUTH INDIAN ROUND-UP FOR THE WEEK ENDING 22ND JUNE, 2019.

KOCHI

CTC LEAF

Demand: Fair demand. Larger brokens are selling at easier levels. Fannings ruled at lower levels with selective demand from Internal and Upcountry buyers. Export

LEAF-ORTHODOX:

Demand: Fair demand.

Market: Market ruled at fully firm levels for the well-made whole leaf and bolder brokens. Smaller brokens, mediums and plainer sorts had less demand and eased in value.

Buying Pattern: CIS/Middle East exporters were less active. Upcountry buyers lent support on whole leaf grades

DUST

Demand: Fair Demand

Market: Best liquoring popular finer grades and better mediums selling at easier levels by Rs.2 to Rs.3 and sometimes more. Plainer bolder sorts were selling at easier levels and suffering withdrawals.

Buying Pattern: Major blender AVT was active and KSCSC were active on the best mediums with fair support from regional packeters. Domestic buyers were fairly active in their purchases. Exporters were selective.

COONOOR

CTCLEAF

Demand: Less demand.

Market: High-priced teas were irregularly easier by Rs. 3/- to Rs. 4/-. Better Mediums were steady to easier by Rs. 1/- to Rs.2/-. Mediums were easier by Rs. 3/- to Rs. 5/-. Plainers were easier by Rs. 2/- to Rs. 4/-. More withdrawals with lack of bids was noticed on the Mediums and Plainers.

Buying Pattern: Packeteers and Blenders were fairly active. Internal rendered fair support and Exporters were selective.

ORTH LEAF

Demand: Good.

Market: Whole leaf grades were steady. Brokens were easier by Rs. 1/- to Rs. 2/-, however Primary Brokens were dearer by Rs. 3/-. Fannings were barely steady.

Buying Pattern: Exporters were active, Internal were selective.

CTC DUST

Demand: Less demand.

Market: High-priced teas were irregularly lower by Rs. 2/- to Rs. 3/-, however few gardens maintained last levels. Better Mediums were barely steady to occasionally easier by Rs. 1/- to Rs. 3/-. Mediums and Plainers were easier by Rs. 2/- to Rs. 4/-. More outlist was noticed on the Medium and Plainer teas.

Buying Pattern: Exporters were fairly active with Internal rendering fair support.

ORTH DUST

Demand: Good.

Market: Primaries were irregularly lower by Rs. 2/- to Rs. 3/-. Secondaries were Rs. 3/- to Rs. 5/- lower. Tertiaries grades were easier by Rs. 1/- to Rs. 2/-.

Buying Pattern: Exporters were active Internal were very selective

COIMBATORE

CTC LEAF

Demand: Fair demand.

Market: Better medium smaller brokens and BOPF's were lower by a Re.1/- to Rs.2/- with heavy withdrawals particularly

BOPF's. Others lower by Rs.2/-.

ORTH LEAF: Less demand. Whole leaf lower by Rs.5/- to Rs.8/-. Secondaries lower by Rs.2/-.

CTC DUST

Demand: Less demand.

Market: Better medium and popular sorts were lower by Rs.2/- to Rs.4/- with some withdrawals. Plainer sorts lower by Rs.2/- to Rs.3/- with some withdrawals.

ORTH DUST Lower by Rs.2/- to Rs.5/-.

Source: Paramount Tea Marketing (SI) Private Limited.

26th June, 2019.

-/tp



LANKA COMMODITY BROKERS LTD

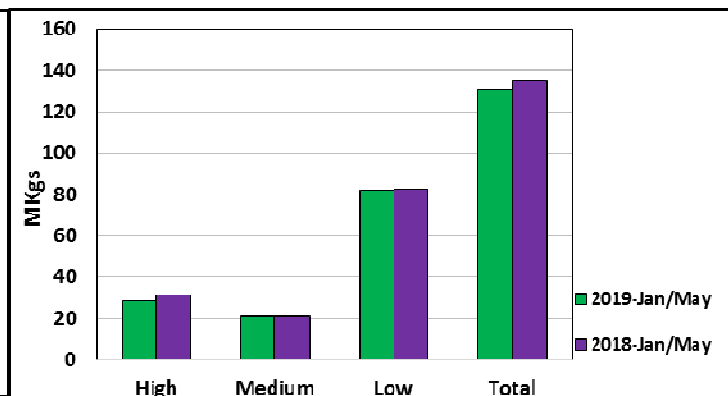
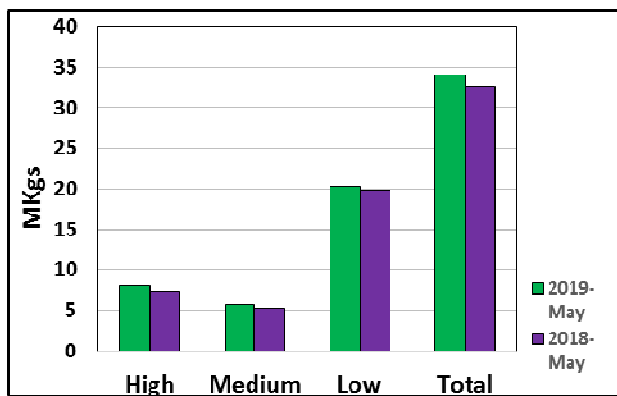
SRI LANKA TEA PRODUCTION- MAY, 2019



We are pleased to give below the Tea Production details relating to May, 2019 together with the comparative data.

Sri Lanka Tea Production-May 2019 vs. 2018 (In Kgs)

	2019-May	2018-May	+/-	%	Jan/ May 2019	Jan/May 2018	+/-	%
High	8,125,645	7,404,751	720,894	9.74	28,328,339	31,333,561	(3,005,221)	(9.59)
Medium	5,727,636	5,359,935	367,701	6.86	20,978,314	20,792,551	185,763	0.89
Low	<u>20,255,888</u>	<u>19,770,446</u>	<u>485,442</u>	<u>2.46</u>	<u>81,860,096</u>	<u>82,761,450</u>	<u>(901,354)</u>	<u>(1.09)</u>
Total	<u>34,109,169</u>	<u>32,535,132</u>	<u>1,574,037</u>	<u>4.84</u>	<u>131,166,750</u>	<u>134,887,561</u>	<u>(3,720,812)</u>	<u>(2.76)</u>



During the period January to May, 2019 the larger crop harvests have been from the following regions.

1	Ratnapura	22,428,443.00	11	Hatton/Dickoya	2,955,124.00
2	Galle	18,259,505.00	12	Kegalle	2,797,136.00
3	Kalutara	9,997,781.00	13	Pussellawa/Hewaheta	2,702,090.00
4	Gampola/Nawalapitiya/Dolosbage	8,361,433.00	14	Upcot/Maskeliya	2,688,564.00
5	Matara	6,412,624.00	15	Kadugannawa	2,684,154.00
6	Deniyaya	6,100,121.00	16	Morawake	2,622,824.00
7	Demodara/Haliella/Badulla	3,953,977.00	17	Bogawantalawa	2,502,575.00
8	Nanuoya/Lindula/Talawakelle	3,924,171.00	18	Balangoda	2,442,099.00
9	Balangoda/Rakwana	3,457,873.00	19	Agarapathana	2,340,295.00
10	Kelani Valley	3,371,028.00	20	Patana/Kotagala	1,759,180.00

June 26, 2019
JRA/sr