




SALE NO.50 OF 21ST/22ND DECEMBER 2020.

This week's auction comprised of **11,091** lots with a total quantity of **6,334,809kgs**.
The catalogue-wise breakdown was as follows:-

	<u>Lot</u>	<u>Qty.(Kgs)</u>
Low Grown Leafy	2,097	917,077
Low Grown Semi Leafy	1,752	874,670
Low Grown Tippy	1,765	937,104
High & Medium	1,651	824,224
Off Grade/BOP1A	1,952	1,068,731
Dust	624	676,272
Premium Flowery	395	69,053
Ex-Estate	<u>855</u>	<u>967,678</u>
Total	<u>11,091</u>	<u>6,334,809</u>





LANKA COMMODITY BROKERS LTD TEA MARKET REPORT

P.O.Box.2077, Colombo, No: 780, Maradana Road, Colombo 10, Sri Lanka.

Tel:94 11 5222300 Fax: 94 11 5377090 E-mail: lcbl@lcbl-sl.com Website: www.lcbl-sl.com



SALE NO.50 OF 21ST/22ND DECEMBER 2020

COMMENTS

The year 2020 will go down in the annals of history as one that completely changed the course of Tea Auctions Sri Lanka. The year commenced with the age old public outcry auctions which started as far back as the year 1883, and concluded this evening on an electronic platform due to the safety concerns of auction participants from the fast spreading COVID-19 Pandemic. Whilst global businesses in general saw a dramatic downturn following the disruption caused by the pandemic, the world of tea was somewhat spared, as consumption increased with more people working from home and drinking additional cups of tea! The Colombo Auction prices did benefit from the sudden surge in demand from most markets, and we close this year on a much healthier note than what the Industry went through during the preceding year.

This week's auction (Sale # 50) was the final sale for the year and was conducted on December 22 & 23 (Mon/Tue) with a quantity 6.3 m/kgs. The Low Grown Leafy/ Semi Leafy/ Tippy & Small Leaf/ Premium Flowery catalogues totaled 2.8 m/kgs, whilst Main Sale High & Medium category amounted to 0.8 m/kgs. The Ex Estate catalogue had 0.96 m/kgs.

Ex Estate teas met with less general demand and sold at easier rates. Selected Western BOP's/BOPF's were lower by Rs.20/- to 30/- whilst BOP's in the "below-best" category were about firm, whilst their corresponding BOPF's eased up to Rs.30/- per kg. Nuwara Eliya's continued to sell at attractive levels though tending a little lower to last. Uda Pussellawa BOP's/BOPF's were about firm for neater teas while others lost Rs. 10/- to 20/-. Uva BOP's/BOPF' declined Rs. 20/- to 30/-. High and Medium CTC PF1's were lower up to Rs.20/- following quality. Low Grown PF1's commenced firm but were neglected by the close. BP1's from all elevations too were easier up to Rs.20/- and more. There was fair demand at lower levels from China and Taiwan, whilst Japan was active for select liquoring teas. The "tea bag" sector operating for Russia together with buyers for Europe and North America displayed subdued interest.

Low grows met with fair demand. Leafy OP1's were barely steady while others were easier. A range of the better OP/OPA's were maintained around previous levels whilst the balance lost up to Rs.20/- and sometimes more. Demand for stylish BOP1's was about firm whilst below-best teas were a little lower. Well-made Pekoe and Pekoe1 grades ruled firm to selectively dearer, but others were about firm. In the "Tippy" segment, all well-made FBOP's/FBOPF1's were irregularly easier although below-best teas held firm. There was more widespread demand from the Middle Eastern buyers whilst interest from Turkey was maintained. The C.I.S. and Russia were more subdued, following the completion of a greater percentage of pre-Christmas orders.

In Lighter Vein

Grandma's Christmas Strategy

One Christmas, a mother decided she was no longer going to remind her kids to send thank you notes. Consequently, the kids' grandmother never received any thanks for the Christmas cheques she sent to the kids.

The very next Christmas, all the kids stopped by in person to thank their grandmother for their cheques.

When asked by a friend what caused this change in behavior, the grandmother replied, "Simple. This year I didn't sign the cheques.

(Cont'd...2)

LOW GROWNS - LEAFY

BOP1 : Select best teas in general firm; balance declined by Rs.20/- per kg. Teas at the lower end tended irregular.

OP1 : A few select best invoices were irregular; balance declined substantially and at times were difficult of sale. Stalky invoices tended irregular.

OP : Best teas declined by Rs.20/- per kg; balance were irregular. Teas at the lower end were generally dearer.

OPA : Select best teas tended irregular; balance declined Rs.20/- per kg. Poorer sorts were declined by Rs.20/-.

PEK/PEK1: Well made Pekoe1's maintained; balance held firm. Best bold Pekoe's appreciated by Rs.20-30/- per kg; balance and the lower end were barely steady.

Quotations (Rs./Kg)

	Best		Below Best		Others	
	<u>This Week</u>	<u>Last Week</u>	<u>This Week</u>	<u>Last Week</u>	<u>This Week</u>	<u>Last Week</u>
BOP1	880-1400	870-1400	630-660	650-670	500-520	500-520
OP1	760-1060	780-1100	620-640	620-650	300-320	300-330
OP	650-730	660-760	520-560	530-570	320-360	340-380
OPA	650-730	660-770	520-560	530-570	320-340	330-360
PEK/PEK1	900-1100	880-1100	780-850	760-820	580-630	550-580

TIPPY/SMALL LEAF

BOP/BOPSP : Select best teas were barely steady.

BOPF/BOPFSP : Select best and best together with cleaner below best were firm; others were irregular following quality.

FBOP/FBOP1 : Select best FBOP's in general firm. Best and cleaner below best irregular following quality. Cleaner teas at the bottom end too were firm to selectively dearer; others sold around last levels. FBOP1's in generally firm, stalky invoices tended irregular.

FBOPF/FBOPF1: Select best FF1's in general firm. Best together with below best sold around last levels. However, Cleaner teas at the lower end were firm; others irregular following quality. Very tippy teas Sold around last levels. Well made teas in the best category maintained. All others were lower.

FBOPFSP/EXSP : Except for few Invoices in the top category which sold well others declined and below best varieties held firm. Teas at the lower end sold at last week levels.

Quotations (Rs./Kg)

	Best		Below Best		Others	
	<u>This Week</u>	<u>Last Week</u>	<u>This Week</u>	<u>Last Week</u>	<u>This Week</u>	<u>Last Week</u>
BOP/BOPSP	850-960	850-1000	650-700	650-700	500-550	500-550
BOPF /BOPFSP	700-800	700-860	600-700	600-650	450-550	450-500
FBOP/FBOP1	900-1100	900-1160	700-750	650-750	600-620	600-640
FBOPF/FBOPF1	900-1200	900-1040	650-750	600-700	500-550	500-550
FBOPFSP/EXSP	1500-2850	1500-2750	900-1100	900-1000	600-650	600-700

(Cont'd...3)

MEDIUM GROWN LEAFY/SEMI LEAFY TEAS

FBOP : Select best types declined Rs.40-50/- whilst the others were irregular and mostly lower.

FBOPF/FBOPF1 : Select Best gained Rs.10-20/- whilst the others were irregular and mostly lower.

PEK/PEK1 : Select best types maintained last levels whilst the others were Rs.10-20/- dearer.

Quotations (Rs./Kg)	Best		Below Best		Others	
	<u>This Week</u>	<u>Last Week</u>	<u>This Week</u>	<u>Last Week</u>	<u>This Week</u>	<u>Last Week</u>
FBOP	750-850	800-1020	620-750	650-800	520-620	580-650
FBOPF/FBOPF1	760-880	730-850	650-760	580-720	530-650	500-580
PEK/PEK1	840-960	840-940	730-840	700-840	620-730	580-700

HIGH GROWN

BOP: Best Westerns declined Rs.20-30 per kg and more. Teas in the Below Best and Plainer categories were generally firm. Nuwara Eliyas were irregular and easier. Uda Pussellawas sold around last levels. Uvas declined Rs.20 per kg and more following quality

BOPF: Best Westerns declined Rs.20-30 per kg and more for select high priced teas of last week. Teas in the Below Best category which commenced firm, declined Rs.20-30 per kg as the sale progressed. Plainer sorts which were barely steady at the commencement, declined as the sale progressed. Nuwara Eliyas were irregular following quality. Uda Pussellawas were generally firm. Uvas were Rs.20-30 per kg lower.

Quotations (Rs./Kg)	BOP		BOPF	
	<u>This Week</u>	<u>Last Week</u>	<u>This Week</u>	<u>Last Week</u>
Best Westerns	680-780	700-790	670-730	680-770
Below Best Westerns	650-670	660-680	650-660	650-670
Plainer Westerns	610-640	630-650	610-640	620-640
Nuwara Eliyas	590-900	780-980	860-900	770-940
Brighter Uda Pussellawas	600-660	630-650	630-660	630-650
Other Uda Pussellawas	580	570-620	580-610	580-610
Best Uva's.	600-660	640-650	620-640	640-680
Other Uva's	N/A	610-630	580-600	610-630

MEDIUM GROWN TEAS

BOP: Irregular.

BOPF: Declined Rs.20/- per kg and more for the poorer sorts.

Quotations (Rs./Kg)	BOP		BOPF	
	<u>This Week</u>	<u>Last Week</u>	<u>This Week</u>	<u>Last Week</u>
Best Westerns	650-780	650-820	550-650	520-680

CTC

PF1: High Grown PF1's – Best available declined Rs.20/- per kg, whilst the others were irregular whilst Medium grown PF1's declined Rs.20/- per kg and substantially more for the poorer sorts. Low Grown PF1's Firm and tended dearer at the commencement, however towards the latter part of the sale the poorer PF1's tend to be neglected.

BP1: High grown BP1's – Irregular and tended easier. Medium BP1's irregular. Low Grown BP1's - Firm and tended dearer at the Commencement of the sale

Quotations (Rs./Kg)	PF1		BP1	
	<u>This Week</u>	<u>Last Week</u>	<u>This Week</u>	<u>Last Week</u>
High	580-620	580-660	580-610	550-600
Medium	510-630	500-640	400-560	440-630
Low	450-840	350-830	410-640	410-710

(Cont'd... 4)

OFF GRADES

Liquoring FNGS lost Rs.10/- per kg. Clean Low Grown FNGS/FNGS1s appreciated Rs.20/-. Best BP's irregularly lower. Well made BM's firm. Lower end teas advanced Rs.10/- per kg. Select best BOP1A's advanced Rs.20-40/- per kg. Below best/Poorer sorts advanced Rs.20/-.

QUOTATIONS (Rs/kg)	HIGH		MEDIUM		LOW	
	<u>This Week</u>	<u>Last Week</u>	<u>This Week</u>	<u>Last Week</u>	<u>This Week</u>	<u>Last Week</u>
Good Fannings (Orthodox)	400-590	400-590	400-450	400-430	370-460	370-440
Good Fannings (CTC)	350-510	350-500	380-470	380-470	320-450	320-420
Other Fannings (Orthodox)	330-390	330-390	330-390	330-390	330-370	330-370
Other Fannings (CTC)	N/A	N/A	N/A	N/A	N/A	N/A
Good BM's	390-450	390-440	410-490	410-480	410-510	410-490
Other BM's	370-410	350-390	370-410	350-400	370-410	350-400
Best BOP1As	450-550	450-540	450-620	450-580	490-720	490-670
Other BOP1As	380-440	350-420	380-440	350-420	380-450	350-420

DUST

Select best liquoring High Grown D1's declined by Rs.50/- per kg and at times more whilst the secondary and below best types declined by Rs.20-30/-. Poor varieties too held firm. Low Grown Clean Dust also lower by Rs.10-20/-. PD's from High & Medium elevations firm to easier by Rs.30-50/- per kg whilst Low Grown PD's also followed a similar trend.

QUOTATIONS (Rs/kg)	HIGH		MEDIUM		LOW	
	<u>This Week</u>	<u>Last Week</u>	<u>This Week</u>	<u>Last Week</u>	<u>This Week</u>	<u>Last Week</u>
Good Primary Dust 1(Orthodox)	650-820	650-750	600-670	680-710	600-670	610-690
Good Primary PD (CTC)	600-640	640-720	600-700	650-700	600-790	620-790
Secondary Dust	420-460	440-480	400-410	400-410	420-480	420-460

World Crop Statistics (MKGS)

Country	Month	2019	2020	Difference +/-	To-date 2019	To-date 2020	Difference +/-
SRI LANKA	Nov.	24.02	24.80	0.78	278.22	249.90	-28.32
BANGLADESH	Sep.	13.38	12.14	-1.24	65.94	57.45	-8.5
KENYA	Sep.	35.53	43.41	7.88	316.80	419.16	102.4
SOUTH INDIA	Sep.	24.1	16.9	-7.2	153.9	159.6	5.70
NORTH INDIA	Sep.	168.9	163.8	-5.1	853.4	697.3	-156.1
MALAWI	Aug.	1.66	1.26	-0.4	37.60	33.60	-4.0
UGANDA	June	4.92	4.58	-0.3	33.50	28.28	-5.22

"Africa Tea Brokers Bulletin of Statistics"

(Cont'd...5)

<u>WESTERN MEDIUM</u>			<u>UVA MEDIUM</u>			<u>LOW GROWN LEAFY GRADES</u>		
Harangalla	BOP	790/-	Demodera S	BOP	760/-	Pothotuwa	BOP1	1600/-
Doombagastalawa	BOPSP	880/-	Wewesse	BOPSP	730/-	Pothotuwa	OP1	2350/-
Tillyrie	BOPF/BOPFSP	690/-	* Halpewatte Uva	BOPSP	720/-	New Deniyaya	OP	860/-
Nayapane	BOP1	940/-	El Teb	BOPF/BOPFSP	660/-	*Mahaliyadda	OP	820/-
Nayapane	FBOP /FBOP1	850/-	Demodera S	BOP1	800/-	Lumbini	OPA	920/-
*Harangalla	FBOP /FBOP1	820/-	Dickwella	FBOP/FBOP1	840/-	Liyonta	PEKOE	1250/-
Doombagastalawa	FBOPF/FBOPF1	880/-	Pettiagalla	FBOPF/FBOPF1	760/-	Kuttapitia Super	PEKOE1	1400/-
Dehiwatte Super	OP/OPA	710/-	Adawatte	OP/OPA	670/-	*K D U Super	PEKOE1	1100/-
Harangalla	OP/OPA	700/-	Halpewatte Uva	OP1	860/-			
*Harangalla	OP/OPA	680/-	Aruna Pressara	PEK/ PEK1	900/-			
*Uplands	OP1	800/-	*Halpewatte Uva	PEK/ PEK1	870/-			
*Dartry Valley	OP1	790/-						
New Rosthchild	PEK/PEK1	960/-						
* Uplands	PEK/PEK1	920/-						
<u>WESTERN HIGH</u>			<u>UVA HIGH</u>			<u>LOW GROWN TIPPY GRADES.</u>		
Alton	BOP	780/-	Glenanore	BOP	720/-	Brombil	BOP	960/-
Wattegodada	BOPSP	720/-	Bandarelliya	BOPF/BOPFSP	640/-	Mulathiya Hills	BOP	960/-
Great Western	BOPSP	720/-	Uva Highlands	BOP1	800/-	*Sithaka	BOP	940/-
Somerset	BOPSP	720/-	*Battawatte	BOPI	780/-	*Thalapanapitiya	BOPSP	880/-
Dessford	BOPF/BOPFSP	790/-	Glenanore	FBOP/FBOP1	810/-	*Andaradeniya Sup	BOPSP	880/-
Weddemulla	BOP1	810/-	Aislabry	FBOPF/FBOPF1	750/-	*Hidellana	BOPF	800/-
Inverness	FBOP /FBOP1	780/-	*Battawatte	FBOPF/FBOPF1	730/-	*Athukorala Sup	BOPFSP	780/-
Inverness	FBOPF/FBOPF1	760/-	Glenananore	OP/OPA	670/-	Gunawardena	FBOP	1100/-
Weddemulla	OP/OPA	650/-	*Battawatte	OP/OPA	620/-	*Sithaka	FBOP	1050/-
Weddemulla	OP1	730/-	Ranaya	OP1	700/-	Cecilijan	FBOP1	940/-
Queensberry	OP1	730/-	Uva Highlands	OP1	700/-	*Garden Leaf	FBOP1	870/-
Weddemulla	PEK /PEK1	900/-	Glenanore	OP1	700/-	*Hidellana	FBOP1	860/-
			Uva Highland	PEK/ PEK1	880/-	Gunawardena	FBOPF	1200/-
						Himara	FBOPF1	1040/-
			<u>UDA PUSSELLAWA</u>			<u>PREMIUM FLOWERY.</u>		
			Kirkless	BOP	660/-	Biyolta	FBOPFSP	2550/-
			LuckyLand	BOPSP	600/-	New Vithanakanda	FBOPFEXSP	2850/-
			*Ragalla	BOPF/BOPFSP	660/-	Yalta	FBOPFEXSP1	2850/-
			*Mooloya	BOPF/BOPFSP	640/-			
			*Liddesdale	BOPF/BOPFSP	640/-			
			Delmar	FBOP/ FBOP1	730/-	<u>DUST</u>		
			Delmar	FBOPF/FBOPF1	690/-	Matakalle	Dust1	820/-
			Gampaha	FBOPF/FBOPF1	690/-	Cecilijan	PD	790/-
			Gonapitiya	OP/OPA	620/-			
			Gordon	OP1	660/-			
			Gonapitiya	OP1	660/-			
			Delmar	PEK/PEK1	700/-			
			<u>OFF GRADES</u>					
			Bridwell	FNGS	670/-			
			Hingalgoda CTC	PF	700/-			
			*Thalapanapitiya	BM	730/-			
			Nilgiri	BP	690/-			
			*Garden leaf	BOPIA	790/-			
			*Goorookoya	BOPIA	780/-			
<u>LOW GROWN</u>								
Kalubowitiyana	PF1	840/-						
Suduwelipothahena	CTC BP1	650/-						
Ranwin	CTC BPS	370/-						

* Sold by Lanka Commodity Brokers Ltd / +++All Time Record Price / ++ Equal All Time Record Price

COLOMBO AUCTION - GROSS SALE AVERAGES
SALE NO.49F 16th DECEMBER 2020.

	2020			2019	
	Weekly	Month to Date	Year to Date	Weekly	Year to Date
Uva High Grown	575.45	577.37	548.61	488.86	462.18
Western High Grown	660.74	676.67	601.47	566.72	523.83
High Grown	641.19	650.52	585.01	546.51	506.65
Uva Medium	583.34	576.21	582.52	489.54	491.99
Western Medium	591.10	587.31	537.03	475.47	454.47
Medium Grown	589.09	584.39	551.13	479.84	464.78
Low Grown (Orthodox)	672.91	667.54	682.60	638.73	586.39
Combined L.G. (Orthodox + CTC)	663.89	659.44	668.27	622.77	575.51
Total	645.51	644.80	631.20	579.33	543.96

DETAILS OF TEAS AWAITING SALES

	<u>Sale of 05th /06th Jan'2021</u>		<u>Sale of 11th /12th Jan.'2021</u>	
	Lots	Qty. (Kgs)	Lots	Qty. (Kgs)
Low Grown Leafy	2,216	971,860	2,343	1,072,706
Low Grown Semi Leafy	1,810	912,865	1,797	944,662
Low Grown Tippy	1,852	998,565	2,005	1,102,562
High & Medium	1,601	782,752	1,673	852,476
Off Grade/BOP1A	2,059	1,076,262	2,049	1,064,627
Dust	623	644,706	617	641,588
Premium Flowery	409	75,694	390	73,185
Ex-Estate	844	943,040	876	981,607
Total	<u>11,414</u>	<u>6,405,744</u>	<u>11,750</u>	<u>6,733,413</u>

Private Sale Figures (14/12/2020 - 19/12/2020) - 102,402.00 Kgs
 Cumulative - 4,603,805.45 Kgs

HOLIDAY NOTICE

Head-Office: will be closed for business on the following days:-

- ❖ **Thursday, December 24, 2020** - Full Day
- ❖ **Monday, December 28, 2020** - Full Day

Tea Sample Room/ Stores will be closed for business on the following days:-

- ❖ **Friday, December 25, 2020** - Christmas Day
- ❖ **Saturday, December 26, 2020** - Boxing Day

(Cont'd....7)

CATALOGUES

Sale No.02 of 11th/12th January, 2021

The Main Sale & Ex-Estate Sale closed on 17th December 2020 at 04.30 p.m.

Sale No.03 of 19th/20th January, 2021

The Main Sale & Ex-Estate Sale catalogues are scheduled to be closed on 30th December 2020 at 04.30 p.m. but sale may close before the scheduled date when the number of lots if reached.

Sale No.04 of 25th/26th January, 2021

The Main Sale & Ex-Estate Sale catalogues are scheduled to be closed on 7th January 2021 at 04.30 p.m. but sale may close before the scheduled date when the number of lots if reached.

SALE NO.01 of 2021

BROKER'S SELLING ORDER

Auction of 05th/06th January, 2021

Leafy/Tippy/BOP1A/ Premium Flowery

1. Lanka Commodity Brokers Ltd
2. John Keells PLC
3. Asia Siyaka Commodities PLC
4. Eastern Brokers Ltd
5. Ceylon Tea Brokers PLC
6. Forbes & Walker Tea Brokers (Pvt) Ltd
7. Bartleet Produce Marketing (Pvt) Ltd
8. Mercantile Produce Brokers (Pvt) Ltd

High & Medium/Off Grades/Dust

1. John Keells PLC
2. Eastern Brokers Ltd
3. Forbes & Walker Tea Brokers (Pvt) Ltd
4. Mercantile Produce Brokers (Pvt) Ltd
5. Lanka Commodity Brokers Ltd
6. Asia Siyaka Commodities PLC
7. Bartleet Produce Marketing (Pvt) Ltd
8. Ceylon Tea Brokers PLC

Ex-Estate

1. Ceylon Tea Brokers PLC
2. Lanka Commodity Brokers Ltd
3. Bartleet Produce Marketing (Pvt) Ltd
4. Eastern Brokers Ltd
5. Forbes & Walker Tea Brokers (Pvt) Ltd
6. Asia Siyaka Commodities PLC
7. John Keells PLC
8. Mercantile Produce Brokers (Pvt) Ltd

Crop & Weather

For the period 14/12/20 to 20/12/2020

Western/Nuwara Eliya Regions: Both regions reported bright mornings and evening showers, whilst a few sub-districts experienced clear weather at the beginning of the week and showers towards the end of the week. The Department of Meteorology forecasts showers in the North Western Region and occasional showers in the Nuwara Eliya Region in the week ahead. **Uva/Udapussellawa Regions:** Clear mornings and evening showers were reported in both regions. Occasional showers are expected in the Uva Region by the Department of Meteorology in the week ahead. **Low Grown:** Low Grown Region reported bright mornings and evening showers, whilst a few sub-districts in the Sabaragamuwa Region reported clear weather at the beginning of the week and showers towards the end of the week.

Crop Intake: Western, Nuwara Eliya, Udapussellawa and Low Grown Region maintained the crop intake. A slight increase in crop intake was reported in the Uva Region, whilst a few sub-districts in the Halgranoya and Madulsima divisions reported a slight decrease.

(Cont'd...8)

O T H E R M A R K E T S

BANGLADESH AUCTION- SALE NO.30 HELD ON MONDAY 21ST DECEMBER, 2020

CTC LEAF: 44,861 packages of Current Season and 1 package of Old Season tea on offer met with a good demand.

BROKENS: Well made good liquoring Brokens met with a fairly good demand and were about steady. Their GBOPs were again a strong market and were slightly dearer over last. Mediums were little less in demand and were slightly easier. Plain and BLFs met with more interest and were mostly dearer following quality.

FANNINGS: Well made good liquoring Fannings were a good market and sold at around last levels. Mediums continued to meet with a good demand and were fully firm to slightly dearer. There was more enquiry for Plain and BLF teas which were often a dearer market.

CTC DUST:10,220 packages of Current Season and 100 packages of Old Season teas met with a fairly strong demand. Well made good liquoring Dusts sold well at slightly easier rates. Their Mediums met with competition seeing a rise in levels. Plain and BLFs were irregular around last with a few withdrawals. Blenders lent strong support with fair interest from the Loose tea buyers.

COMMENTS: Select good liquoring types continued to be well supported and were often dearer following competition. Blenders were the mainstay of the market whilst Loose tea buyers were less active this week particularly in the leaf section of the catalogue.
Dusts sold well.

Our catalogue (Sale 30): Avg: Tk 197.43, Sold 82.7% & (Sale 29) Avg: Tk 194.32, sold 86.9%.

Quotations – This Week – (In Taka)

Brokens	This Week	Last Week	Fannings	This week	Last Week	Dust	This Week	Last Week
Large	170-175N	170-175N	Best	200-210	198-208	PD	165-309	167-277
Medium	175-185	173-183	Good	193-198	190-196	RD	168-303	170-276
Small	185-208	183-208	Medium	180-187	178-185	D	188-278	192-278
Plain	158-168	155-165	Plain	158-168	155-165	CD	160-345	152-370
BLF	150-165	145-160	BLF	150-165	145-160	BLF	175-212	155-213

COURTESY: NATIONAL BROKERS LTD

(Cont'd...9)

SOUTH INDIAN ROUND-UP FOR THE WEEK ENDING 19TH DECEMBER, 2020.

KOCHI

CTC LEAF

Demand: Fair demand. Broken and fannings initially sold at easier levels by Rs.8 to 10 and sometimes more. Less demand from Internal and Upcountry buyers. Export buyers lent fair support.

LEAF-ORTHODOX:

Demand: Good demand.

Market: Well made high grown whole leaf and broken were sold at fully firm levels. Medium whole leaf, broken and fannings witnessed improved enquiry and realized prices which were fully firm at around last levels and selective lines moved up in value.

Buying Pattern: CIS/Middle East exporters were active. Upcountry buyers lent support on whole leaf grades.

DUST

Demand: Good demand.

Market: Best liquoring popular and better mediums sold easier by Rs 4 to 5 and sometimes more. Bolder grades tended easier and it witnessed restricted demand. Plainer sorts were selling at easier levels as it shared in the downward trend of the market.

Buying Pattern: Major blender AVT was active and KSCSC were less active. Best mediums fetched with fair support from regional packeteers. Domestic buyers were active in their purchases. Exporters were selective.

COONOR

CTC LEAF

Demand: Good.

Market: High-prices were fully firm to dearer by Rs.4/- to Rs.5/- following quality. Better Mediums were irregular around last, however marginally appreciated on quality. Mediums were steady to occasionally dearer by Rs.1/- to Rs.2/-. Plainers were firm to dearer by Rs.3/- to Rs.5/-, more on the Smaller Broken and Fannings.

Buying Pattern: Packeteers and Major Blenders were active. Exporters lent fairly good support on the Fannings and Bolder broken. Internal Buyers also rendered fair support.

ORTH LEAF

Demand: Good.

Market: Market was dearer on all grades upto Rs. 5/- and appreciated more on quality at times.

Buying Pattern: Good Export participation with Internal lending fairly equally support.

CTC DUST

Demand: Good.

Market: Market opened on a fully firm to dearer note. As the sale progressed market for the PD's were dearer by Rs.2/- to Rs.3/-, sometimes more, however RD's and SRD's were little irregular.

Buying Pattern: Exporters were fully active with fairly good support from the Packeteers and Major Blenders on the finer grades. Internal also rendered fairly good support.

ORTH DUST

Demand: Good.

Market: Primary dusts were irregular around last. Secondaries were barely steady.

Buying Pattern: Fairly good support by the Exporters and Internal buyers.

COIMBATORE

CTC LEAF

Demand: Fair general demand.

Market: Better medium /smaller broken were lower by Rs.5/-. However BOPF's were dearer by Rs.4/- to Rs.5/- sometimes more. Medium and plainer bolder grades were barely steady. Others fully firm to dearer by Rs.2/- to Rs.3/-.

ORTH LEAF: Good demand. Whole leaf were fully firm; Others barely steady.

CTC DUST

Demand: Good demand.

Market: Better medium / popular teas were irregular and lower by Rs.3/- to Rs.5/- with some withdrawals. Mediums and Plainer teas were fully firm to occasionally dearer.

ORTH DUST Fair demand. Around lower by Rs.2/- to Rs.3/- with some withdrawals.

Source: Paramount Tea Marketing (SI) Private Limited.

22nd December, 2020.

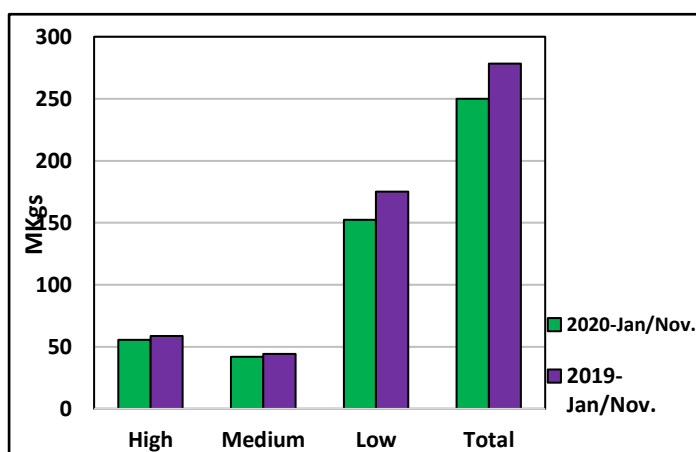
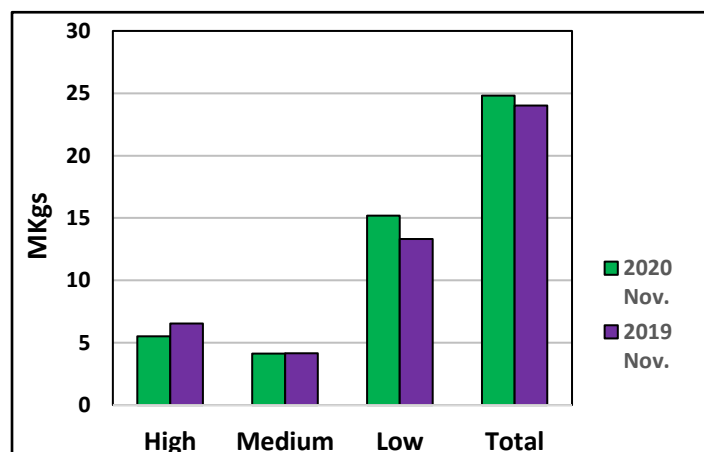
-/mk

Sri Lanka's tea production in November 2020, has recorded an increase of 3.25Mkgs over the corresponding month last year which is largely attributed to the increased crop intakes of the Low Grown elevation, despite the deficits recorded by both High & Medium elevations. During the period January to November, 2020, the total harvest is only 249.9Mkgs which is a disappointing figure when compared to the crop achieved during the same period in 2019, which was 278.2Mkgs; a deficit of a massive 28.3Mkgs. It is now patently clear that the year 2020, will end up with a much lower tea production than the previous year, as a direct impact of global warming, the ill effects of which have not spared our tea production and agricultural economy at large.

Given below are more comprehensive details relating to tea production.

Sri Lanka Tea Production - November 2020 vs. 2019 (In Kgs)

	2020- November	2019- November	+/-	%	Jan/Nov 2020	Jan/Nov 2019	+/-	%
High	5,502,338	6,550,656	(1,048,318)	(16.00)	55,693,887	58,776,075	(3,082,188)	(5.24)
Medium	4,118,477	4,160,108	(41,631)	(1.00)	41,889,608	44,333,877	(2,444,269)	(5.51)
Low	<u>15,186,211</u>	<u>13,315,362</u>	<u>1,870,850</u>	<u>14.05</u>	<u>152,320,545</u>	<u>175,116,900</u>	<u>(22,796,355)</u>	<u>(13.02)</u>
Total	<u>24,807,027</u>	<u>24,026,126</u>	<u>780,901</u>	<u>3.25</u>	<u>249,904,040</u>	<u>278,226,851</u>	<u>(28,322,812)</u>	<u>(10.18)</u>



During the period January to November 2020 the larger crop harvests have been from the following regions.

1	Ratnapura	42,876,479.00	11	Kelani Valley	6,638,281.00
2	Galle	33,439,077.00	12	Kegalle	5,804,756.00
3	Kalutara	16,652,754.00	13	Pussellawa/Hewaheta	5,378,012.00
4	Gampola/Nawalapitiya/Dolosbage	15,918,440.00	14	Morawake	5,036,091.00
5	Deniyaya	11,583,794.00	15	Bogawantalawa	4,928,489.00
6	Matarara	10,518,787.00	16	Upcot/Maskeliya	4,451,473.00
7	Demodara/Haliella/Badulla	8,603,898.00	17	Balangoda	4,443,354.00
8	Nanuoya/Lindula/Talawakelle	7,158,625.00	18	Kadugannawa	4,276,582.00
9	Balangoda/Rakwana	7,076,459.00	19	Patana/Kotagalala	4,041,708.00
10	Hatton/Dickoya	6,928,487.00	20	Agarapathana	3,914,948.00

December 17, 2020

JRA/sr