



SALE NO.01 OF 05TH/06TH JANUARY, 2021.

This week's auction comprised of **11,414** lots with a total quantity of **6,405,744**kgs.

The catalogue-wise breakdown was as follows:-

	<u>Lot</u>	<u>Qty.(Kgs)</u>
Low Grown Leafy	2,216	971,860
Low Grown Semi Leafy	1,810	912,865
Low Grown Tippy	1,852	998,565
High & Medium	1,601	782,752
Off Grade/BOP1A	2,059	1,076,262
Dust	623	644,706
Premium Flowery	409	75,694
Ex-Estate	<u>844</u>	<u>943,040</u>
Total	<u>11,414</u>	<u>6,405,744</u>

SALE NO.01 OF 05TH /06TH JANUARY, 2021

COMMENTS

The first tea auction for 2021 begins amidst fresh hope by the Producer Sector as well as the Buyers. The Producers would wish for sustained prices and kinder weather that will allow an increase in production, following the disastrous pattern of last year where the annual rainfall dropped in 16 districts, including Badulla by 50%, Matale by 18%, Kandy by 41%, and Nuwara Eliya by 18%; all of which are key areas for Tea. The Buyers on the other hand, would expect more robust trading conditions and greater marketing opportunities to a world battered with the COVID-19 pandemic throughout last year.

This week's auction (Sale # 01) was the first to be held in the New Year, and was conducted on January 5 & 6 (Tue/Wed) with a quantity 6.4 m/kgs. The Low Grown Leafy/ Semi Leafy/ Tippy & Small Leaf/ Premium Flowery catalogues totaled 2.95 m/kgs, whilst Main Sale High & Medium category amounted to 0.78 m/kgs. The Ex Estate catalogue had 0.94 m/kgs.

Ex Estate teas met with fair general demand at lower levels. The better liquoring as well as below-best Western BOP/BOPF eased Rs. 20/- to 30/- per kg whilst teas at the lower end were barely steady to a little easier. Nuwara Eliya's were substantially lower while, Uva/ Uda Pussellawa BOP's eased Rs. 10/- to 30/- per kg and, their BOPF counterparts too were mostly of an easier market. CTC PF1's from all three elevations met with better interest than what was seen at the final sale of 2020 in December, following which prices were firm, although there were some price fluctuations following quality. High and Medium BP1's were about firm while Low Grown teas were easier. There was fair demand from China and Taiwan, whilst Japan was more selective on liquoring teas. The "tea bag" sector operating for Russia was active albeit Europe and North America were again subdued.

Low grown teas met with fair demand. Leafy OP1's were again barely steady while some below-best teas were maintained. A selection of the better OP/OPA's were fully firm to selectively dearer but all others were irregular and easier. Well-made BOP1's were barely steady. Well-made Pekoe and Pekoe1 grades were generally fully firm to dearer. In the "Tippy" segment, all well-made FBOP's were irregular whilst neater FBOPF1's held firm. There was fairly widespread demand from the Middle Eastern buyers whilst interest from Turkey was maintained. The C.I.S. and Russia were selective. Meanwhile, Iraq's Central Bank recently devalued the national currency against the US dollar by almost twenty percent. Iraq's Central Bank sources said that the exchange rate would be set at 1,460 dinars per US dollar to the public banks, whilst previously the dollar was sold for 1,182 Iraqi dinars. Iraq is the second largest buyer of teas from Sri Lanka and it is feared that the impact of this devaluation would eventually filter down to price.

In Lighter Vein

The Old Man and the Puddle

It was a long day at work, and George decided to leave his London office and walk to the pub across the street to get a few drinks.

The rain was pouring as he stepped out, and there was a big puddle in front of the pub. As he crossed the street, he noticed a ragged old man was standing there with a rod and hanging a string into the puddle.

His curiosity piqued, he stopped next to the old man and asked what he was doing.

"Fishing." The old man said simply without looking at George.

"Poor old fool." George thought, and he invited the ragged old man to a drink in the pub.

He felt he should start some conversation while they were sipping their whiskey, so he thought he'd humor the old man and asked, "Well... how many have you caught?"

"You're the eighth."

(Cont'd...2)

LOW GROWNS - LEAFY

BOP1 : Select best teas were barely steady; balance declined by Rs.20-30/- per kg. Teas at the lower end tended irregular.

OP1 : Select best and the balance were irregular. Teas at the lower end were generally firm.

OP : Best teas tended irregular, balance too declined Rs.30/- per kg. Poorer sorts maintained.

OPA : Select best teas tended irregular; balance declined Rs.30/- per kg. Teas at the lower end were firm on last week levels.

PEK/PEK1: Well made Pekoe1's maintained; balance were generally firm. Best bold Pekoes' were firm on last week levels. Balance and the lower end were irregular.

Quotations (Rs./Kg)

	Best		Below Best		Others	
	<u>This Week</u>	<u>Last Week</u>	<u>This Week</u>	<u>Last Week</u>	<u>This Week</u>	<u>Last Week</u>
BOP1	860-1400	880-1400	620-640	630-660	500-560	500-570
OP1	730-1000	760-1060	620-640	620-640	300-350	300-350
OP	650-720	650-730	500-540	520-560	320-350	320-360
OPA	650-720	650-730	500-540	520-560	320-340	320-340
PEK/PEK1	900-1100	900-1100	780-850	780-850	560-630	580-630

TIPPY/SMALL LEAF

BOP/BOPSP : A few Select Best BOP's maintained. Balance were easier. Best, together with cleaner Below Best firm to selectively dearer. Others firm on last.

BOPF/BOPFSP : Well-made BOPF were firm to dearer. Others sold around last levels.

FBOP/FBOP1 : A few Select Best FBOP's maintained. Balance were easier. Best and Below Best together with cleaner teas at the lower end were firm to dearer. Balance were irregular following quality. Well made FBOP1's together with cleaner Below Best maintained. Others were easier.

FBOPF/FBOPF1 : Very Tippy teas together with the well-made teas firm to dearer. Best and cleaner Below Best too were firm on last. Balance were irregular following quality. However, the leafier varieties were easier. Select Best FF1's were firm to selectively dearer. Best together with cleaner Below Best too were firm to dearer. Others sold around last levels.

FBOPFSP/EXSP : Except for few Invoices in the top category which sold well others declined and below best varieties held firm. Teas at the lower end sold at last week levels.

Quotations (Rs./Kg)

	Best		Below Best		Others	
	<u>This Week</u>	<u>Last Week</u>	<u>This Week</u>	<u>Last Week</u>	<u>This Week</u>	<u>Last Week</u>
BOP/BOPSP	900-1200	850-960	680-720	650-700	500-550	500-550
BOPF /BOPFSP	750-940	700-800	650-750	600-700	480-550	450-550
FBOP/FBOP1	900-1140	900-1100	680-750	700-750	600-60	600-620
FBOPF/FBOPF1	900-1100	900-1200	700-800	650-750	500-550	500-550
FBOPFSP/EXSP	1500-2800	1500-2850	900-1200	900-1100	600-700	600-650

(Cont'd...3)

MEDIUM GROWN LEAFY/SEMI LEAFY TEAS

FBOP : Select best types gained Rs.20-30/- whilst the others were Rs.30-40/- lower following quality.

FBOPF/FBOPF1 : Overall showed an irregular market condition and declined Rs.40-50/-.

PEK/PEK1 : Select best teas maintained last levels whilst the others were irregular and mostly lower.

<u>Quotations (Rs./Kg)</u>	Best		Below Best		Others	
	<u>This Week</u>	<u>Last Week</u>	<u>This Week</u>	<u>Last Week</u>	<u>This Week</u>	<u>Last Week</u>
FBOP	800-980	750-850	720-800	620-750	550-720	520-620
FBOPF/FBOPF1	730-830	760-880	620-730	650-760	540-620	530-650
PEK/PEK1	840-940	840-960	720-840	730-840	600-720	620-730

HIGH GROWN

BOP: Best Westerns A few select invoices were firm and dearer following special inquiry, whilst the others were irregular and easier. Teas in the Below Best category were Rs. 20-30 per kg lower, whilst teas at the lower end were Rs. 10-20 per kg lower. Nuwara Eliyas declined Rs. 50 per kg and more. Uda Pussellawas were Rs. 10 per kg easier. Uvas were Rs. 10-20 per kg lower.

BOPF: Best Westerns together with the brighter Below Best sorts declined Rs. 20-30 per kg, whilst the others and teas at the lower end were generally firm. Nuwara Eliyas were substantially easier. Uva/Uda Pussellawas sold around last auction (Sale No.50 of 2019) levels.

<u>Quotations (Rs./Kg)</u>	BOP		BOPF	
	<u>This Week</u>	<u>Last Week</u>	<u>This Week</u>	<u>Last Week</u>
Best Westerns	670-830	680-780	670-730	670-730
Below Best Westerns	630-650	650-670	640-660	650-660
Plainer Westerns	580-620	610-640	610-630	610-640
Nuwara Eliyas	520-820	590-900	530-760	860-900
Brighter Uda Pussellawas	600-610	600-660	600-640	630-660
Other Uda Pussellawas	570-590	580	560-580	580-610
Best Uva's.	600-630	600-660	640-670	620-640
Other Uva's	570-590	N/A	600-630	580-600

MEDIUM GROWN TEAS

BOP: Irregular.

BOPF: Rs. 10-20/- per kg lower.

<u>Quotations (Rs./Kg)</u>	BOP		BOPF	
	<u>This Week</u>	<u>Last Week</u>	<u>This Week</u>	<u>Last Week</u>
Best Westerns	590-780	650-780	530-650	550-650

CTC

PF1: High Grown PF1's –Best available were firm and Rs. 10-20/- per kg dearer, whilst the others sold around last auction (Sale No. 50 of 2020) levels. Medium grown PF1's - Generally firm with price fluctuations following quality. Low Grown PF1's - Best available were firm, whilst the others were irregular and easier with the poorest on offer being difficult of sale.

BP1: High grown BP1's - Sold around last. Medium grown - Select invoices were Rs.20/- per kg dearer, whilst the others sold around last auction (Sale No. 50 of 2020) levels. Low Grown BP1's - Tended easier.

<u>Quotations (Rs./Kg)</u>	PF1		BP1	
	<u>This Week</u>	<u>Last Week</u>	<u>This Week</u>	<u>Last Week</u>
High	540-670	580-620	520-580	580-610
Medium	510-660	510-630	420-600	400-560
Low	430-860	450-840	420-650	410-640

(Cont'd... 4)

OFF GRADES

Liquoring FNGS were firm to dearer by Rs.10/- per kg. Clean Low Grown FNGS/FNGS1s firm on last week levels. Best BP's irregularly lower. Well made BM's firm. Lower end teas advanced Rs.5/- per kg. Select best BOP1A's lost Rs.20-40/- per kg. Below best/Poorer sorts irregular lower Rs.10-20/-.

QUOTATIONS (Rs/kg)	HIGH		MEDIUM		LOW	
	<u>This Week</u>	<u>Last Week</u>	<u>This Week</u>	<u>Last Week</u>	<u>This Week</u>	<u>Last Week</u>
Good Fannings (Orthodox)	400-620	400-590	400-450	400-450	380-460	370-460
Good Fannings (CTC)	350-510	350-510	380-470	380-470	320-450	320-450
Other Fannings (Orthodox)	370-400	330-390	370-400	330-390	330-370	330-370
Other Fannings (CTC)	N/A	N/A	N/A	N/A	N/A	N/A
Good BM's	390-460	390-450	410-490	410-490	410-510	410-510
Other BM's	370-410	370-410	370-410	370-410	370-410	370-410
Best BOP1As	430-530	450-550	430-580	450-620	470-690	490-720
Other BOP1As	380-440	380-440	380-440	380-440	380-450	380-450

DUST

Select best liquoring High Grown D1's were lower by Rs.60/- per kg and at times more whilst the secondary and below best types declined by Rs.20-30/-. Poor varieties held firm. Low Grown Clean Dust were firm to dearer PD's from High & Medium elevations declined by Rs.30-40/- per kg whilst Low Grown PD's held firm at last levels.

QUOTATIONS (Rs/kg)	HIGH		MEDIUM		LOW	
	<u>This Week</u>	<u>Last Week</u>	<u>This Week</u>	<u>Last Week</u>	<u>This Week</u>	<u>Last Week</u>
Good Primary Dust 1(Orthodox)	630-770	650-820	600-670	600-670	600-680	600-670
Good Primary PD (CTC)	500-590	600-640	600-680	600-700	600-780	600-790
Secondary Dust	420-460	420-460	400-410	400-410	420-460	420-480

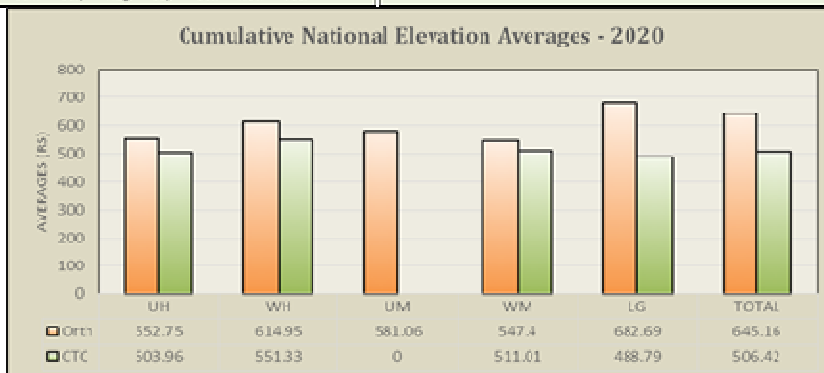
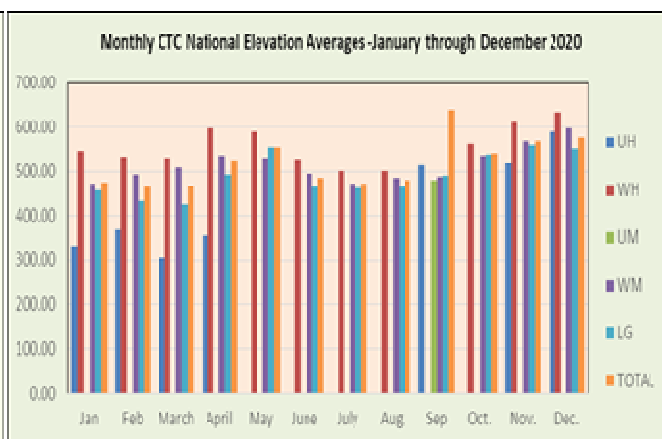
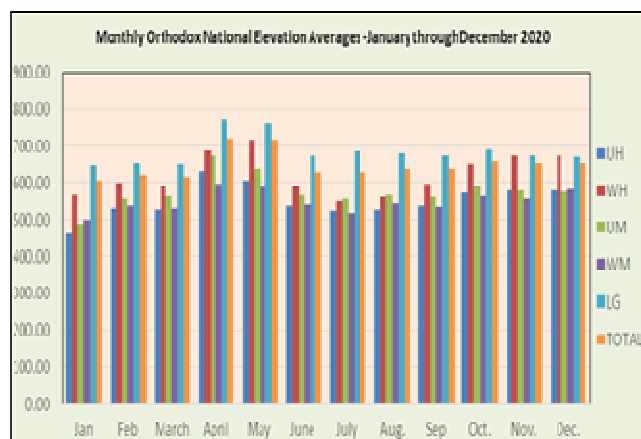
World Crop Statistics (MKGS)

Country	Month	2019	2020	Difference +/-	To-date 2019	To-date 2020	Difference +/-
SRI LANKA	Nov.	24.02	24.80	0.78	278.22	249.90	-28.32
BANGLADESH	Sep.	13.38	12.14	-1.24	65.94	57.45	-8.5
KENYA	Sep.	35.53	43.41	7.88	316.80	419.16	102.4
SOUTH INDIA	Sep.	24.1	16.9	-7.2	153.9	159.6	5.70
NORTH INDIA	Sep.	168.9	163.8	-5.1	853.4	697.3	-156.1
MALAWI	Aug.	1.66	1.26	-0.4	37.60	33.60	-4.0
UGANDA	June	4.92	4.58	-0.3	33.50	28.28	-5.22

<u>WESTERN MEDIUM</u>			<u>UVA MEDIUM</u>			<u>LOW GROWN LEAFY GRADES</u>		
Dartry Valley	BOP	850/-	Demodera S	BOP	730/-	Pothotuwa	BOP1	1450/-
*Harangalla	BOP	840/-	Telbedde	BOPSP	750/-	Sithaka	OP1	2500/-
Dombagastalawa	BOPSP	840/-	El Teb	BOPF/BOPFSP	670/-	Lions	OP	830/-
Craighead	BOPF/BOPFSP	660/-	Dickwella	BOP1	860/-	Karagoda	OPA	890/-
Craighead	BOP1	1250/-	Aruna Pressara	FBOP/FBOP1	800/-	Yalta	OPA	880/-
Craighead	FBOP /FBOP1	980/-	*Halpewatte Uva	FBOPF/FBOPF1	760/-	*Arbour Valley	OPA	870/-
Dombagastalawa	FBOPF/FBOPF1	840/-	Glen Alpin	OP/OPA	670/-	Green House	PEKOE	1060/-
Dombagastalawa	OP/OPA	700/-	Dickwella	OP1	800/-	K D U Super	PEKOE1	1100/-
Harangalla	OP/OPA	700/-	Aruna Pressara	PEK/ PEK1	900/-	Veddagala	PEKOE1	1080/-
*Harangalla	OP/OPA	670/-	*Halpewatte Uva	PEK/ PEK1	890/-	Kuttapitiya Super	PEKEOE1	1080/-
Craighead	OP1	1060/-				*Hidellana	PEKOE1	1060/-
Nayapane	PEK/PEK1	940/-	<u>UVA HIGH</u>			<u>LOW GROWN TIPPY GRADES.</u>		
Craighead	PEK/PEK1	940/-	Ranaya	BOP	690/-	*Sithaka	BOP	980/-
Dombagastalawa	PEK/PEK1	940/-	Glenanore	BOP	690/-	Kelani	BOP	980/-
*Harangalla	PEK/PEK1	900/-	Uva Highlands	BOPSP	670/-	*Geekiyannahena	BOPSP	1200/-
*Dartry Valley	PEK/PEK1	900/-	Bandaraelliya	BOPF/BOPFSP	670/-	*Nawagamuwehena	BOPSP	1040/-
<u>WESTERN HIGH</u>			Uva Highlands	BOP1	800/-	Pothotuwa	BOPF	780/-
Somerset	BOP	830/-	Uva Highlands	FBOP/FBOP1	780/-	*Chandrika Estate	BOPF	720/-
Bearwell	BOPSP	700/-	Uva Highlands	FBOPF/FBOPF1	730/-	*Geekiyannahena	BOPF	710/-
Mattakelle	BOPF/BOPFSP	720/-	Oodooerre	FBOPF/FBOPF1	730/-	Berubeula	BOPFSP	940/-
Inverness	BOP1	900/-	*Battawatte	FBOPF/FBOPF1	700/-	*Sithaka	FBOP	1140/-
Inverness	FBOP/FBOP1	920/-	Uvakellie	OP/OPA	630/-	Sithaka	FBOP	1120/-
Inverness	FBOPF/FBOPF1	900/-	Glenanore	OP/OPA	630/-	Sithaka	FBOP1	900/-
Venture	OP/OPA	680/-	Uva Highlands	OP1	730/-	Andaradeniya	FBOPF	1100/-
Queensberry	OP1	780/-	Glenanore	OP1	730/-	Yalta	FBOPF1	1080/-
Inverness	PEK /PEK1	850/-	Uva Highlands	PEK/ PEK1	880/-	<u>PREMIUM FLOWERY.</u>		
<u>NUWARA ELIYA</u>			<u>UDA PUSSELLAWA</u>			Sherwood Super	FBOPFSP	2700/-
Lovers Leap	BOP	820/-	Kirkless	BOP	610/-	Lickra	FBOPFEXSP	2800/-
Court Lodge	BOPF	760/-	Kirkless	BOPSP	600/-	*New Galagawa	FBOPFEXSP	2250/-
Court Lodge	FBOP/FBOP1	940/-	Kirkless	BOPF/BOPFSP	650/-	*K.D.U Super	FBOPFEXSP1	2800/-
Court Lodge	PEK/PEK1	920/-	Gonapitiya	FBOP/ FBOP1	760/-	<u>DUST</u>		
<u>CTC TEAS</u>			Gonapitiya	FBOPF/FBOPF1	700/-	Great Western	DUST1	770/-
<u>HIGH GROWN</u>			Gonapitiya	OP/OPA	600/-	Ceciliyan	PD	780/-
Dunsinane	PF1	670/-	Gonapitiya	OP1	660/-			
Dunsinane	BP1	610/-	Gampaha	PEK/PEK1	790/-			
Mount Vernon CTC BPS		540/-	<u>OFF GRADES</u>					
<u>MEDIUM GROWN</u>			Waltrim	FNGS	640/-			
Strathdon CTC	PF1	660/-	Hingalgoda CTC	PF	680/-			
Strathdon CTC	BP1	600/-	*Ihalapanapitiya	BM	710/-			
<u>LOW GROWN</u>			New JSP	BP	680/-			
Hingalgoda CTC	PF1	860/-	*Garden leaf	BOP1A	770/-			
Ceciliyan CTC	BP1	680/-						
Ranwin CTC	BPS	360/-						

MONTHLY AVERAGE - DECEMBER, 2020

Elevation	Orthodox		CTC		Orth. & CTC Combined	
	Month	To-date	Month	To-date	Month	To-date
Uva High	580.41	552.75	589.75	503.96	580.66	552.59
Western High	674.23	614.95	633.08	551.33	670.32	607.60
Uva Medium	576.59	581.06	-	-	576.29	581.06
Western Medium	581.32	547.40	596.96	511.01	585.19	537.60
Low Grown	672.18	682.69	551.45	488.79	663.02	667.72
TOTAL	653.22	645.16	578.59	506.42	646.24	631.78



COLOMBO AUCTION - GROSS SALE AVERAGES SALE NO.50 OF 22nd DECEMBER 2020.

	2020			2019	
	Weekly	Month to Date	Year to Date	Weekly	Year to Date
Uva High Grown	575.99	579.76	549.12	463.39	462.21
Western High Grown	644.42	668.78	602.59	554.76	524.56
High Grown	627.72	645.73	586.03	531.21	507.21
Uva Medium	590.04	578.97	582.67	475.44	491.63
Western Medium	590.60	589.01	538.27	488.89	455.13
Medium Grown	590.45	586.33	551.98	484.89	465.18
Low Grown (Orthodox)	682.75	671.38	682.60	639.81	587.33
Combined L.G. (Orthodox + CTC)	670.87	662.36	668.32	624.65	576.39
Total	647.49	645.83	631.56	579.31	544.63

(Cont'd....7)

DETAILS OF TEAS AWAITING SALES

	<u>Sale of 11th /12th Jan.'2021</u>		<u>Sale of 19th /20th Jan.'2021</u>	
	Lots	Qty. (Kgs)	Lots	Qty. (Kgs)
Low Grown Leafy	2,343	1,072,706	2,339	1,176,403
Low Grown Semi Leafy	1,797	944,662	2,021	1,185,428
Low Grown Tippy	2,005	1,102,562	2,278	1,366,952
High & Medium	1,673	852,476	1,843	1,019,800
Off Grade/BOP1A	2,049	1,064,627	1,896	1,057,819
Dust	617	641,588	694	744,848
Premium Flowery	390	73,185	415	80,130
Ex-Estate	876	981,607	1,007	1,179,121
Total	<u>11,750</u>	<u>6,733,413</u>	<u>12,493</u>	<u>7,810,501</u>

Private Sale Figures (21/12/2020 - 31/12/2020) - 123,496.00 Kgs
Cumulative - 4,727,301.45 Kgs

CATALOGUES

Sale No.03 of 19th/20th January, 2021

The Ex-Estate, High & Medium, Leafy, Semi Leafy, Tippy, Premium Flowery, BOP1A & DUST catalogues were closed on Monday **28th December 2020 2 days ahead of schedule**. Off Grade catalogues closed on Thursday **24th December, 2020 6 days ahead of schedule**.

Sale No.04 of 25th/26th January, 2021

The Main Sale & Ex-Estate Sale catalogues are scheduled to be closed on **7th January, 2020 at 04.30 p.m.** but sale may close before the scheduled date when the number of lots if reached.

Sale No.05 of 01st /02nd February, 2021

The Main Sale & Ex-Estate Sale catalogues are scheduled to be closed on **15th January 2021 at 04.30 p.m.** but sale may close before the scheduled date when the number of lots if reached.

Crop & Weather

For the period 28/12/20 to 03/01/2021

Western/Nuwara Eliya Regions: Clear mornings and evening showers were reported from both regions during the week. The Department of Meteorology expects heavy showers in the Western Region in the week ahead. **Uva/Udapussellawa Regions:** Both regions reported dull and rainy weather throughout the week. Heavy showers are anticipated in the Uva Region in the week ahead according to the Department of Meteorology. **Low Growns:** The Low Grown Region reported bright mornings and overcast evenings with occasional showers, whilst a few sub-districts in the Ruhuna Region experienced dull weather throughout the week. The Department of Meteorology expects heavy showers in the Sabaragamuwa Region in the week ahead.

Crop Intake: The Western, Nuwara Eliya and Udapussellawa Regions maintained, whilst the Uva Region reported a decrease. The Low Grown Region reported a slight increase, whilst a few sub-districts in the Ruhuna Region reported a slight decrease.

SALE NO.02 of 2021

BROKER'S SELLING ORDER

Auction of 11th/12th January, 2021

Leafy/Tippy/BOP1A/ Premium Flowery

1. John Keells PLC
2. Asia Siyaka Commodities PLC
3. Ceylon Tea Brokers PLC
4. Forbes & Walker Tea Brokers (Pvt) Ltd
5. Eastern Brokers Ltd
6. Bartleet Produce Marketing (Pvt) Ltd
7. Mercantile Produce Brokers (Pvt) Ltd
- 8. Lanka Commodity Brokers Ltd**

High & Medium/Off Grades/Dust

1. Eastern Brokers Ltd
2. Forbes & Walker Tea Brokers (Pvt) Ltd
3. Mercantile Produce Brokers (Pvt) Ltd
- 4. Lanka Commodity Brokers Ltd**
5. Asia Siyaka Commodities PLC
6. Bartleet Produce Marketing (Pvt) Ltd
7. Ceylon Tea Brokers PLC
8. John Keells PLC

Ex-Estate

- 1. Lanka Commodity Brokers Ltd**
2. Bartleet Produce Marketing (Pvt) Ltd
3. Eastern Brokers Ltd
4. Forbes & Walker Tea Brokers (Pvt) Ltd
5. Asia Siyaka Commodities PLC
6. John Keells PLC
7. Mercantile Produce Brokers (Pvt) Ltd
8. Ceylon Tea Brokers PLC

O T H E R M A R K E T S

BANGLADESH AUCTION- SALE NO.32 HELD ON MONDAY 04th JANUARY, 2021

CTC LEAF: 39,317 packages of Current Season teas on offer met with a good general demand.

BROKENS: All good liquoring Brokens met with a strong demand and were generally firm to occasionally dearer following competition. All other Brokens saw a better demand and were mostly firm. Plain and BLF types witnessed some interest and sold at around last levels.

FANNINGS: Good liquoring Fannings met with a better demand and sold readily at around last levels and were often slightly dearer following competition. Medium and others were about firm. Plain and BLF teas sold fairly well although there were a few withdrawals.

CTC DUST: 9,438 packages of Current Season teas on offer met with a fairly strong demand. Good liquoring teas sold well at around last levels. Their Mediums were fully firm to slightly dearer following quality. Plain and BLF Dusts met with less demand with a few withdrawals. Blenders lent strong support with fair interest from the Loose tea buyers.

COMMENTS: Market started off with a better demand than last and with the progress of sale it improved further particularly for the brighter teas. Blenders were more active and also there was fair interest from the Loose tea buyers. Good liquoring Dusts were a strong feature of the sale.

Our catalogue (Sale 32): Avg: Tk 201.05, Sold 90.1% & (Sale 31) Avg: Tk 202.89, sold 87.6%.

Quotations – This Week – (In Taka)

Brokens	This Week	Last Week	Fannings	This week	Last Week	Dust	This Week	Last Week
Large	170-180N	170-175N	Best	203-208	200-207	PD	202-275	162-277
Medium	177-185	175-182	Good	194-199	192-199	RD	170-273	160-316
Small	185-205	183-205	Medium	183-188	180-185	D	185-301	166-315
Plain	160-170	160-170	Plain	165-170	160-170	CD	155-286	180-380
BLF	155-165	155-165	BLF	155-165	155-165	BLF	155-211	170-208

COURTESY: NATIONAL BROKERS LTD

(Cont'd...9)

SOUTH INDIAN ROUND-UP FOR THE WEEK ENDING 26TH DECEMBER, 2020.

KOCHI

CTC LEAF

Demand: Fair demand. Bolder Brokens sold at firm levels. Smaller brokens and fannings sold at easier levels by Rs.2 to 3 and sometimes more. Less demand from Internal and Upcountry buyers. Export buyers lent fair support.

LEAF-ORTHODOX:

Demand: Good demand.

Market: Well made high grown whole leaf, brokens and fannings were selling at firm levels. Medium whole leaf, bolder brokens were irregular and occasionally dearer. Smaller brokens and fannings witnessed improved enquiry and realized prices which were fully firm and sometimes appreciated in value.

Buying Pattern: CIS/Middle East exporters were active. Upcountry buyers lent support on whole leaf grades.

DUST

Demand: Good demand.

Market: Best liquoring popular and better mediums ruled at fully firm to occasionally dearer by Rs.2 to 3 and sometimes more. Bolder grades sold at fully firm levels.. Plainer sorts were shed by Rs.3 to 4.

Buying Pattern: Major blender AVT was active and KSCSC were less active. Best mediums fetched with fair support from regional packeteers. Domestic buyers were active in their purchases. Exporters were selective.

COONOR

CTC LEAF

Demand: Strong

Market: Generally firm market with the Brokens selling at steady to occasionally dearer and Fannings were fully firm dearer by Rs. 3/- to Rs. 5/- and more on the blacker well made types.

Buying Pattern: Strong presence of the Major Blenders with equally good Internal participation was witnessed. Export has been lending fairly good support and mostly operating on the Fannings

ORTH LEAF

Demand: Strong.

Market: Market opened irregularly and mostly lower. As the sale progressed some of the popular marks of the Whole Leaf and Fannings sold at fully firm levels.

Buying Pattern: Good Export enquiry was forthcoming with equally good support from the Internal buyers.

CTC DUST

Demand: Good.

Market: Bolder dusts were irregular and easier, Smaller dusts were barely steady to occasionally dearer.

Buying Pattern: There has been a widespread buying from all quarters of buyers with Major Blenders and Regional Packeteers also supporting well.

ORTH DUST

Demand: Good.

Market: Primary dusts on the popular marks were selling at steady to firm levels. Secondaries were barely steady with the Tertiaries selling at steady to lower by Rs. 2/-

Buying Pattern: Fair participation from Export and Internal buyers.

COIMBATORE

CTC LEAF

Demand: Good general demand.

Market: Better medium teas were dearer by Rs.4/- to Rs.5/- sometimes more on BOPF's. Medium teas were dearer by Rs.5/- to Rs.7/- sometimes more on smaller brokens / BOPF's. Plainer teas were irregular with some withdrawals.

ORTH LEAF: Good demand. Whole leaf were dearer by Rs.5/- sometimes more following quality. Secondary brokens / BOPF's were dearer by Rs.2/- to Rs.3/-.

CTC DUST

Demand: Good general demand.

Market: Better liquoring and popular sorts were barely steady to firm. Medium sorts were irregular and lower on bolder grades. Others dearer by Rs.2/- to Rs.3/- sometimes more. Plainer sorts were dearer by Rs.2/-.

ORTH DUST Fair demand. Lower by Rs.2/- with some withdrawals.

Source: Paramount Tea Marketing (SI) Private Limited.

06th January, 2021

-/ra.