




Commodity House

# **TEA MARKET REPORT**

SALE NO: **15** of APRIL 18 & 19, 2023



*Eid Mubarak!*

## **LANKA COMMODITY BROKERS LTD**

P.O.Box.2077, Colombo, No: 70 & 72, Maligakanda Road, Colombo 10, Sri Lanka.

Tel: 94 11 5222300 Fax: 94 11 5377090

E-mail: [lcbl@lcbl-sl.com](mailto:lcbl@lcbl-sl.com) Website: [www.lcbl-sl.com](http://www.lcbl-sl.com)

## COMMENTS

Sri Lanka has recorded a Tea Production of 21.3 mkg in March, 2023 which shows a drop of -0.9 mkg over the corresponding month in 2022. During the month under review, the High and Low elevations have recorded crop declines over March 2022, while Medium Grown elevation has recorded a surplus crop of 0.09 mkg. During the first quarter of this calendar year (Jan/Feb/March) the total harvest amounts to 58.5 mkg and is below Jan/March 2022 by -4.8 mkg. This inauspicious start in 2023 where Tea Production is concerned, is undoubtedly due to not having followed good agricultural practices with fertilizer inputs during the past year and more.

This week's Tea Auction, namely Sale # 15 of 2023 was held on April 08 & 194, 2023 (Tue/Wed), after a break of almost a fortnight on account of the National New Year holidays. The weight on offer was 5.28 mkg, which was a decrease of 0.1 mkg over the previous week's quantity. The Low Grown Leafy, Semi Leafy, Tippy & Small Leaf/ Premium Flowery catalogues totaled 2.3 mkg, while the Main Sale High & Medium segment had 0.63 mkg. The Ex Estate category had 0.7 mkg.

There was fair demand mostly at easier levels in the Ex-Estate catalogues sold today. A few select high priced BOPs of last week held firm whilst their corresponding BOPFs declined Rs.50/- and more on account of quality. Below best BOP/BOPFs however lost Rs.50-100/- and more for the plainer varieties. Nuwara Eliya's and Uda Pussellawa BOPs tended irregular and declined upto Rs.100/- per kg whilst their corresponding BOPFs sold around last week levels. A few select Uva teas appreciated following special inquiry whilst the balance tended irregular. CTC Teas – High Grown PF1's were sold around last levels whilst the balance declined up to Rs.50/- per kg. The best Mediums were Rs.20-40/- easier whilst others sold around last levels. Low Grown sorts continued to hold firm. There were hardly any high grown BP1's on offer whilst Mediums tended irregularly dearer. Low Grown types continued to sell well. There was improved demand from buyers to Japan whilst demand from the Western countries, China and Taiwan too were active. Russian interest too were fully maintained.

There was fair demand for Low Grown teas. Select best OP1's were fully firm while others in the "best" and "Below-best" categories were firm to easier. Better made OP's in general were firm, although others were easier. OPA's too in general were easier to last. A range of selected BOP1's in the "best" category was firm while others were easier. A range of selected Pekoes were firm, while others together with PEK1's in general were easier. FBOP's and FBOPF1's were easier, while, bottom level teas were generally about firm. Buying interest from Iran continued to be lacking. Buyers for Saudi Arabia, The UAE and other Middle Eastern countries were fairly active. Russia and the CIS were active on leafy grades. Türkiye and Syria supported the Pekoe grades at lower levels. Libya supported the secondary whole leaf grades, whilst Iraq was fairly active for bottom level teas.

This week's auction comprised of 10,394 lots with a total quantity of 5,288,293 kgs.

*In Lighter Vein*

The catalogue wise breakdown was as follows:-

### Calling the CEO

|                             | <u><b>Lots</b></u>   | <u><b>Qty. (Kgs)</b></u> |
|-----------------------------|----------------------|--------------------------|
| <b>Low Grown Leafy</b>      | 2,004                | 775,667                  |
| <b>Low Grown Semi Leafy</b> | 1,565                | 685,759                  |
| <b>Low Grown Tippy</b>      | 1,853                | 868,026                  |
| <b>High &amp; Medium</b>    | 1,406                | 630,230                  |
| <b>Off Grade/BOP1A</b>      | 2,094                | 1,004,456                |
| <b>Dust</b>                 | 563                  | 529,107                  |
| <b>Premium Flowery</b>      | 225                  | 41,578                   |
| <b>Ex-Estate</b>            | <u>684</u>           | <u>713,470</u>           |
| <b>Total</b>                | <u><b>10,394</b></u> | <u><b>5,288,293</b></u>  |

A man joins a big corporate empire as a trainee. On his very first day of work, he dials the pantry and shouts into the phone, "Get me a coffee, quickly!" It turns out that he didn't dial the pantry at all. The voice from the other side responded: "You fool! You've dialed the wrong extension! Do you know who you're talking to, Dumbo?" "No," replied the trainee. "It's the CEO of the company, you fool!" The trainee pauses for a moment to think about an appropriate response. He shouts back, "And do you know who YOU are talking to, you fool?!" "No," replied the CEO indignantly. "Good!" replied the trainee, and puts down the phone.

## LOW GROWN TEAS

### LEAFY/SEMI LEAFY

**BOP1** : Select best types maintained last levels, whilst their Secondaries and poorer types were irregular and mostly lower.

**OP1** : Best on offer lower Rs.25-50/-, whilst the others were irregularly lower by Rs.60-100/-.

**OP** : Select few invoices gained Rs.30-50/-, whilst the others were irregular and mostly lower.

**OPA** : Well made stylish OPA's maintained last levels. Secondaries and below best types lost Rs.50-80/-.  
Lower end teas maintained last levels.

**PEK/PEK1**: Both PEK/PEK1 grades started firm on last levels, however there was a slight decline as the sale progressed.

| Quotations<br>(Rs./Kg) | Best             |                  | Below Best       |                  | Others           |                  |
|------------------------|------------------|------------------|------------------|------------------|------------------|------------------|
|                        | <u>This Week</u> | <u>Last Week</u> | <u>This Week</u> | <u>Last Week</u> | <u>This Week</u> | <u>Last Week</u> |
| <b>BOP1</b>            | <b>1800-3600</b> | 1800-3500        | <b>1250-1800</b> | 1300-1800        | <b>900-1250</b>  | 950-1300         |
| <b>OP1</b>             | <b>1450-3400</b> | 1500-3450        | <b>1000-1450</b> | 1100-1500        | <b>800-1000</b>  | 850-1100         |
| <b>OP</b>              | <b>1650-2050</b> | 1700-2000        | <b>1100-1650</b> | 1250-1700        | <b>850-1100</b>  | 850-1250         |
| <b>OPA</b>             | <b>1600-2300</b> | 1650-2300        | <b>1400-1600</b> | 1350-1650        | <b>850-1400</b>  | 900-1350         |
| <b>PEK/PEK1</b>        | <b>1600-2300</b> | 1650-2550        | <b>1200-1600</b> | 1200-1650        | <b>900-1200</b>  | 900-1200         |

### TIPPY/SMALL LEAF

**BOP/BOPSP** : A few select Best BOP's sold on last levels, whilst balance together with Best were easier. However, Below Best and cleaner teas at the lower end sold on last levels.

**BOPF/BOPFS** : BOPF's in general, were firm.

**FBOP/FBOP1** : FBOP's in general were lower. However, a few bolder varieties sold around last levels. FBOP1's in general were easier.

**FBOPF/FBOPF1** : Very Tippy teas together with Best declined. Few cleaner Below Best sold around last levels. Balance too were easier. Well-made FBOP1's were lower, whilst a few cleaner Below Best and cleaner teas at the lower end sold on last levels. Balance were irregular following quality.

**FBOPFSP/EXSP** : A few ExSp leafier tippy varieties showed an improved demand whilst the balance followed a similar trend as last week.

| Quotations<br>(Rs./Kg) | Best             |                  | Below Best       |                  | Others           |                  |
|------------------------|------------------|------------------|------------------|------------------|------------------|------------------|
|                        | <u>This Week</u> | <u>Last Week</u> | <u>This Week</u> | <u>Last Week</u> | <u>This Week</u> | <u>Last Week</u> |
| <b>BOP/BOPSP</b>       | <b>1400-2500</b> | 1400-2100        | <b>1100-1400</b> | 1100-1400        | <b>770-1100</b>  | 850-1100         |
| <b>BOPF /BOPFSP</b>    | <b>1200-1480</b> | 1350-1850        | <b>1000-1200</b> | 1000-1350        | <b>790-1000</b>  | 850-1000         |
| <b>FBOP/FBOP1</b>      | <b>1500-2850</b> | 1500-2400        | <b>1100-1500</b> | 1200-1500        | <b>850-1100</b>  | 900-1200         |
| <b>FBOPF/FBOPF1</b>    | <b>1100-1650</b> | 1100-1700        | <b>900-1100</b>  | 900-1100         | <b>800-900</b>   | 800-900          |
| <b>FBOPFSP/EXSP</b>    | <b>2000-4500</b> | 2000-4450        | <b>1100-2000</b> | 1100-2000        | <b>1000-1100</b> | 1000-1100        |

### **MEDIUM GROWN LEAFY/SEMI LEAFY TEAS**

- FBOP** : Except for select well made FBOPs balance tended irregularly lower. Teas at the lower end were firm to easier.
- FBOPF/FBOPF1** : Best teas on offer declined Rs.100/- and more towards the close. Below best types declined fairly sharply. Teas at the lower end tended irregular.
- PEK/PEK1** : Except for the well made shotty PEKOE1 types the bold PEKOE's and the others lost in value. Below best mixed varieties lost Rs.50-100/-. Teas at the lower end were firm to easier.

| Quotations<br>(Rs./Kg) | Best             |                  | Below Best       |                  | Others           |                  |
|------------------------|------------------|------------------|------------------|------------------|------------------|------------------|
|                        | <u>This Week</u> | <u>Last Week</u> | <u>This Week</u> | <u>Last Week</u> | <u>This Week</u> | <u>Last Week</u> |
| <b>FBOP</b>            | <b>1450-1750</b> | 1500-2000        | <b>1050-1450</b> | 1100-1500        | <b>850-1050</b>  | 900-1100         |
| <b>FBOPF/FBOPF1</b>    | <b>1400-1360</b> | 1450-1550        | <b>870-1400</b>  | 900-1450         | <b>750-870</b>   | 800-900          |
| <b>PEK/PEK1</b>        | <b>1650-1950</b> | 1700-1950        | <b>1050-1650</b> | 1100-1700        | <b>800-1050</b>  | 800-1100         |

### **HIGH GROWNS TEAS**

**BOP:** Best Western's - A Few select high priced teas were firm, whilst the others declined Rs.50 per kg and more following quality. In the Below Best category, a few select coloury invoices were firm and dearer, whilst the others together with teas at the lower end of the market declined Rs.50-100 per kg. Nuwara Eliya's were barely steady and irregular following quality. Uda Pussellawa's declined up to Rs.100 per kg, whilst the Uva's were firm and dearer by a similar margin.

**BOPF:** Best Western's declined Rs.50 per kg and more following quality. Teas in the Below Best and Plainer categories declined up to Rs.100 per kg. Nuwara Eliya's together with the Uda Pussellawa's sold around last week's levels. Uva's - Few select invoices appreciated following special inquiry, whilst the others declined by Rs.50 per kg and more.

| Quotations (Rs./Kg)            | BOP              |                  | BOPF             |                  |
|--------------------------------|------------------|------------------|------------------|------------------|
|                                | <u>This Week</u> | <u>Last Week</u> | <u>This Week</u> | <u>Last Week</u> |
| <b>Best Westerns</b>           | <b>1360-1550</b> | 1400-1600        | <b>1400-1600</b> | 1460-1600        |
| <b>Below Best Westerns</b>     | <b>1200-1340</b> | 1240-1380        | <b>1220-1380</b> | 1300-1440        |
| <b>Plainer Westerns</b>        | <b>1040-1180</b> | 1100-1220        | <b>1080-1200</b> | 1180-1280        |
| <b>Nuwara Eliyas</b>           | <b>1400-1550</b> | 1260-1650        | <b>1400-1440</b> | 1480             |
| <b>Brighter UdaPussellawas</b> | <b>1200-1440</b> | 1200-1320        | <b>1260-1320</b> | 1280-1320        |
| <b>Other Uda Pussellawas</b>   | <b>1080</b>      | N/A              | <b>1200-1240</b> | 1200-1240        |
| <b>Best Uva's</b>              | <b>1360-1440</b> | 1280-1360        | <b>1280-1440</b> | 1300-1360        |
| <b>Other Uva's</b>             | <b>900</b>       | N/A              | <b>1200-1260</b> | 1260-1280        |

## MEDIUM GROWN TEAS

**BOP** : Large Leaf teas were irregular and tended easier, whilst the others declined up to Rs. 50 per kg.

**BOPF** : Better sorts declined Rs. 50 per kg and more, whilst the others were irregular.

| Quotations (Rs./Kg)  | BOP              |                  | BOPF             |                  |
|----------------------|------------------|------------------|------------------|------------------|
|                      | <u>This Week</u> | <u>Last Week</u> | <u>This Week</u> | <u>Last Week</u> |
| <b>Best Westerns</b> | <b>980-1600</b>  | 900-1700         | <b>940-1240</b>  | 980-1400         |

## CTC TEAS

### HIGH GROWN:

**BP1** - Hardly any offerings

**PF1** - Better sorts sold around last week's levels, whilst the others declined by up to Rs. 50 per kg.

### MEDIUM GROWN:

**BP1** - Irregularly dearer.

**PF1** - Best available were Rs. 20-40 per kg easier, whilst the others sold around last week's levels.

### LOW GROWN:

**BP1** - Continued to sell well.

**PF1** - Generally firm.

| Quotations (Rs./Kg) | BP1              |                  | PF1              |                  |
|---------------------|------------------|------------------|------------------|------------------|
|                     | <u>This Week</u> | <u>Last Week</u> | <u>This Week</u> | <u>Last Week</u> |
| <b>High</b>         | NOT QUOTED       | NOT QUOTED       | <b>980-1340</b>  | 1120-1340        |
| <b>Medium</b>       | <b>880-1100</b>  | 1220-1240        | <b>770-1320</b>  | 810-1340         |
| <b>Low</b>          | <b>850-1600</b>  | 860-1900         | <b>740-1420</b>  | 740-1400         |

### OFF GRADES

**FGS/FGS1** : Select best Liquoring FNGS/FNGS1s lost Rs.20-50/- per kg whilst others held firm.  
Clean Low Grown well-made FNGS1s dearer Rs.20-60/- per kg whilst others were firm.

**BM** : Best and Below Best types held firm. Poor types advanced Rs.25-50/-.

**BOP1A** : Select best BOP1As firm on last. Best teas lost Rs.50-100/- per kg. Poor types eased Rs.20-50/- per kg.

| QUOTATIONS<br>(Rs./kg)       | HIGH             |                  | MEDIUM           |                  | LOW              |                  |
|------------------------------|------------------|------------------|------------------|------------------|------------------|------------------|
|                              | <u>This Week</u> | <u>Last Week</u> | <u>This Week</u> | <u>Last Week</u> | <u>This Week</u> | <u>Last Week</u> |
| Good Fannings<br>(Orthodox)  | <b>800-1140</b>  | 800-1175         | <b>750-910</b>   | 750-880          | <b>750-920</b>   | 750-820          |
| Good Fannings (CTC)          | <b>620-820</b>   | 620-820          | <b>720-840</b>   | 720-840          | <b>720-850</b>   | 720-830          |
| Other Fannings<br>(Orthodox) | <b>580-770</b>   | 580-750          | <b>580-800</b>   | 580-750          | <b>700-800</b>   | 700-750          |
| Other Fannings (CTC)         | N/A              | N/A              | N/A              | N/A              | N/A              | N/A              |
| Good BM's                    | <b>800-820</b>   | 800-820          | <b>790-820</b>   | 790-820          | <b>790-840</b>   | 790-840          |
| Other BM's                   | <b>730-800</b>   | 720-760          | <b>740-800</b>   | 720-760          | <b>740-800</b>   | 720-760          |
| Best BOP1As                  | <b>800-840</b>   | 800-850          | <b>820-860</b>   | 820-870          | <b>950-1300</b>  | 1100-1300        |
| Other BOP1As                 | <b>800-830</b>   | 780-830          | <b>800-830</b>   | 780-830          | <b>800-830</b>   | 770-850          |

### DUST

**DUST/DUST1** : High Grown liquoring Dust/Dust.1's eased Rs.40-70/- following less demand from local buyers. Their secondaries and below best types too lost Rs.50-100/-. Medium Grown teas too followed a similar trend. Low Grown teas were fully firm on last levels.

**PD** : High Grown PD's lost Rs.50-80/- following quality, whilst the Medium Grown teas were irregularly lower by Rs.25-50/-. Low Grown declined Rs.50-100/-.

| QUOTATIONS<br>(Rs./kg)           | HIGH             |                  | MEDIUM           |                  | LOW              |                  |
|----------------------------------|------------------|------------------|------------------|------------------|------------------|------------------|
|                                  | <u>This Week</u> | <u>Last Week</u> | <u>This Week</u> | <u>Last Week</u> | <u>This Week</u> | <u>Last Week</u> |
| Good Primary Dust1<br>(Orthodox) | <b>900-1700</b>  | 1000-1650        | <b>750-1480</b>  | 700-1480         | <b>750-1280</b>  | 700-1200         |
| Good Primary PD<br>(CTC)         | <b>700-1300</b>  | 750-1360         | <b>750-1300</b>  | 700-1420         | <b>700-1400</b>  | 750-1550         |
| Secondary Dust                   | <b>700-1380</b>  | 700-1400         | <b>720-850</b>   | 720-1020         | <b>740-1020</b>  | 720-1340         |

**WESTERN MEDIUM**

|                       |                     |               |
|-----------------------|---------------------|---------------|
| Harangalla            | BOP1                | 1650/-        |
| Elpitiya              | BOP1                | 1650/-        |
| Dartry Valley         | OP1                 | 1750/-        |
| New Rothschild        | OP1                 | 1750/-        |
| Werallakanda          | OP1                 | 1750/-        |
| <b>*Harangalla</b>    | <b>OP1</b>          | <b>1700/-</b> |
| Harangalla            | OP1                 | 1700/-        |
| <b>*Dartry Valley</b> | <b>OP/OPA</b>       | <b>1750/-</b> |
| Harangalla            | OP/OPA              | 1750/-        |
| <b>*Harangalla</b>    | <b>OP/OPA</b>       | <b>1700/-</b> |
| <b>*Uplands</b>       | <b>OP/OPA</b>       | <b>1600/-</b> |
| Dartry Valley         | PEK/PEK1            | 1950/-        |
| Cooroondoowatte       | PEK/PEK1            | 1900/-        |
| Craighead             | PEK/PEK1            | 1900/-        |
| Elpitiya              | PEK/PEK1            | 1900/-        |
| <b>*Harangalla</b>    | <b>PEK/PEK1</b>     | <b>1850/-</b> |
| Uplands               | PEK/PEK1            | 1850/-        |
| Craighead             | BOP                 | 1300/-        |
| Rilagala              | BOPSP               | 1320/-        |
| Vellai Oya            | BOPF/BOPFSP         | 1240/-        |
| Dartry Valley         | FBOP/FBOP1          | 1750/-        |
| Dartry Valley         | FBOPF/FBOPF1        | 1550/-        |
| Windsorforest         | FBOPF/FBOPF1        | 1360/-        |
| <b>*Harangalla</b>    | <b>FBOPF/FBOPF1</b> | <b>1350/-</b> |
| <b>*Dartry Valley</b> | <b>FBOPF/FBOPF1</b> | <b>1340/-</b> |

**WESTERN HIGH**

|               |              |        |
|---------------|--------------|--------|
| Wattegodde    | BOP          | 1600/- |
| Wattegodde    | BOPSP        | 1500/- |
| Great Western | BOPF/BOPFSP  | 1600/- |
| Weddemulla    | BOP1         | 1060/- |
| Glenloch      | FBOP/FBOP1   | 1500/- |
| Glenloch      | FBOPF/FBOPF1 | 1320/- |
| Venture       | OP/OPA       | 1750/- |
| Queensberry   | OP1          | 1700/- |
| Glenloch      | PEK/PEK1     | 1750/- |
| Weddemulla    | PEK/PEK1     | 1750/- |

**NUWARA ELIYA**

|              |             |        |
|--------------|-------------|--------|
| Mahagastotte | BOP         | 1550/- |
| Mahagastotte | BOPF/BOPFSP | 1440/- |
| Kenmare      | FBOP/FBOP1  | 1320/- |
| Court Lodge  | OP/OPA      | 1550/- |
| Kenmare      | PEK/PEK1    | 1550/- |
| Kenmare      | PEK/PEK1    | 1550/- |
| Court Lodge  | PEK/PEK1    | 1550/- |

**CTC TEAS****HIGH GROWN**

|                  |     |        |
|------------------|-----|--------|
| Dunsinane CTC    | PF1 | 1340/- |
| Mount Vernon CTC | BP1 | 1260/- |

**MEDIUM GROWN**

|                     |                |               |
|---------------------|----------------|---------------|
| <b>*New Peacock</b> | <b>CTC PF1</b> | <b>1320/-</b> |
| Delta CTC           | PF1            | 1320/-        |
| Donside CTC         | BP1            | 1100/-        |
| Delta CTC           | BP1            | 1100/-        |

**LOW GROWN**

|                    |     |        |
|--------------------|-----|--------|
| Cecilayan CTC      | PF1 | 1420/- |
| Suduwelipothahena  | PF1 | 1420/- |
| Kalubowitiyana CTC | PF1 | 1420/- |
| Cecilayan CTC      | BP1 | 1600/- |

**UVA MEDIUM**

|                |              |        |
|----------------|--------------|--------|
| Demodera 'S'   | BOP1         | 2050/- |
| Demodera 'S'   | OP1          | 2050/- |
| Misty Uva      | OP/OPA       | 1650/- |
| Wewesse        | OP/OPA       | 1650/- |
| Misty Uva      | PEK/PEK1     | 1900/- |
| El Teb         | BOP          | 1420/- |
| Halpewatte Uva | BOPSP        | 1280/- |
| Dickwella      | BOPF/BOPFSP  | 1200/- |
| Demodera 'S'   | FBOP/FBOP1   | 1460/- |
| Telbedde       | FBOPF/FBOPF1 | 1340/- |

**UVA HIGH**

|               |              |        |
|---------------|--------------|--------|
| Spring Valley | BOP1         | 1950/- |
| Gonamotawa    | OP1          | 1900/- |
| Aislaby       | OP/OPA       | 1750/- |
| Oodoowerre    | PEK/PEK1     | 1850/- |
| Mount Uva     | PEK/PEK1     | 1850/- |
| Bandara Eliya | BOP          | 1440/- |
| Pitarathmalie | BOP          | 1440/- |
| Spring Valley | BOPSP        | 1320/- |
| Bandara Eliya | BOPF/BOPFSP  | 1440/- |
| Pitarathmalie | BOPF/BOPFSP  | 1440/- |
| Aislaby       | FBOP/FBOP1   | 1580/- |
| Aislaby       | FBOPF/FBOPF1 | 1340/- |

**UDA PUSSELLAWA**

|                 |                 |               |
|-----------------|-----------------|---------------|
| Gonapitiya      | BOP1            | 1030/-        |
| Blairlomond     | OP1             | 1700/-        |
| Alma            | OP1             | 1700/-        |
| Alma            | OP/OPA          | 1550/-        |
| <b>*Delmar</b>  | <b>OP/OPA</b>   | <b>1500/-</b> |
| Gordon          | OP/OPA          | 1500/-        |
| Blairlomond     | PEK/PEK1        | 1850/-        |
| <b>*Delmar</b>  | <b>PEK/PEK1</b> | <b>1800/-</b> |
| <b>*Mooloya</b> | <b>BOP</b>      | <b>1080/-</b> |
| Blairlomond     | BOPSP           | 940/-         |
| Liddesdale      | BOPF/BOPFSP     | 1240/-        |
| Ragalla         | BOPF/BOPFSP     | 1240/-        |
| Highforest      | BOPF/BOPFSP     | 1240/-        |
| Gonapitiya      | BOP1            | 1030/-        |
| Alma            | FBOP/FBOP1      | 1300/-        |
| Delmar          | FBOPF/FBOPF1    | 1240/-        |

**OFF GRADES**

|                  |              |               |
|------------------|--------------|---------------|
| Hidellana        | BP           | 1240/-        |
| Hingalgoda CTC   | PF           | 1260/-        |
| Golden Garden    | BM           | 1280/-        |
| Holyrood         | FNGS/FNGS1   | 1280/-        |
| Somerset         | FNGS/FNGS1   | 1280/-        |
| Galatara         | BOP1A        | 1600/-        |
| Chandrika Estate | BOP1A        | 1550/-        |
| <b>*Aldora</b>   | <b>BOP1A</b> | <b>1420/-</b> |

**LOW GROWN LEAFY GRADES**

|                            |               |               |
|----------------------------|---------------|---------------|
| <b>*Sithaka</b>            | <b>BOP1</b>   | <b>3600/-</b> |
| Sithaka                    | OP1           | 3400/-        |
| Green Lanka                | OP            | 2050/-        |
| Liyonta                    | OPA           | 2300/-        |
| Lumbini                    | PEKOE         | 2300/-        |
| Lakvinka                   | PEKOE         | 2150/-        |
| <b>*Makandura</b>          | <b>PEKOE</b>  | <b>2050/-</b> |
| <b>*Andaradeniya Super</b> | <b>PEKOE1</b> | <b>2150/-</b> |
| <b>*Makandura</b>          | <b>PEKOE1</b> | <b>2150/-</b> |
| <b>*KDU Super</b>          | <b>PEKOE1</b> | <b>2150/-</b> |
| Golden Garden              | PEKOE1        | 2150/-        |
| A C U Super                | PEKOE1        | 2150/-        |
| New J.S.P                  | PEKOE1        | 2150/-        |
| Nilrich                    | PEKOE1        | 2150/-        |
| <b>*Mahaliyadda</b>        | <b>PEKOE1</b> | <b>2100/-</b> |

**LOW GROWN TIPPY GRADES**

|                          |               |               |
|--------------------------|---------------|---------------|
| <b>*Hidellena</b>        | <b>BOP</b>    | <b>2500/-</b> |
| Stream Line              | BOPSP         | 1800/-        |
| KDU Super                | BOPSP         | 1600/-        |
| Cecilayan                | BOPF          | 1480/-        |
| <b>*Chandrika Estate</b> | <b>BOPF</b>   | <b>1400/-</b> |
| <b>*Hidellena</b>        | <b>BOPF</b>   | <b>1360/-</b> |
| Streamline               | BOPFSP        | 1320/-        |
| Sithaka                  | FBOP          | 2850/-        |
| <b>*Hidellana</b>        | <b>FBOP</b>   | <b>2350/-</b> |
| Pothotuwa                | FBOP          | 2250/-        |
| <b>*Makandura</b>        | <b>FBOP</b>   | <b>2200/-</b> |
| Galatara                 | FBOP1         | 1700/-        |
| New Singhe Vally         | FBOP1         | 1700/-        |
| <b>*Sithaka</b>          | <b>FBOP1</b>  | <b>1650/-</b> |
| Cecilayan                | FBOP1         | 1650/-        |
| Sithaka                  | FBOP1         | 1650/-        |
| Gunawardana              | FBOPF         | 1550/-        |
| Rumassala Hills          | FBOPF         | 1550/-        |
| <b>*Makandura</b>        | <b>FBOPF1</b> | <b>1650/-</b> |
| Sithaka                  | FBOPF1        | 1650/-        |

**PREMIUM FLOWERY**

|                   |                |               |
|-------------------|----------------|---------------|
| <b>*Makandura</b> | <b>FBOPFSP</b> | <b>2650/-</b> |
| Lumbini           | FBOPFEXSP      | 3900/-        |
| Thisara Super     | FBOPFEXSP1     | 4500/-        |

**Dust**

|                |       |        |
|----------------|-------|--------|
| Adisham        | DUST  | 1380/- |
| Bearwell       | DUST  | 1380/- |
| Yuillefield    | DUST  | 1380/- |
| Wattegodde     | DUST1 | 1700/- |
| Kalubowitiyana | CTCPD | 1400/- |



Sold by Lanka Commodity Brokers Ltd / +++All Time Record Price / ++ Equal All Time Record Price

**COLOMBO AUCTION – WEEKLY GROSS SALE AVERAGES****SALE NO.14 OF 04<sup>TH</sup> APRIL, 2023**

|                                       | <b>2023</b>   |                      |                     | <b>2022</b>   |                     |
|---------------------------------------|---------------|----------------------|---------------------|---------------|---------------------|
|                                       | <b>Weekly</b> | <b>Month to Date</b> | <b>Year to Date</b> | <b>Weekly</b> | <b>Year to Date</b> |
| <b>Uva High Grown</b>                 | 1,178.78      | 1,182.91             | 1,216.75            | 1,093.35      | 721.33              |
| <b>Western High Grown</b>             | 1,325.59      | 1,333.11             | 1,435.92            | 1,029.37      | 758.22              |
| <b>High Grown</b>                     | 1,281.45      | 1,284.71             | 1,377.01            | 1,049.10      | 747.93              |
| <b>Uva Medium</b>                     | 1,131.36      | 1,131.69             | 1,200.68            | 1,145.13      | 760.17              |
| <b>Western Medium</b>                 | 1,088.74      | 1,087.54             | 1,185.21            | 980.39        | 675.00              |
| <b>Medium Grown</b>                   | 1,102.22      | 1,101.15             | 1,189.82            | 1,038.48      | 700.00              |
| <b>Low Grown (Orthodox)</b>           | 1,324.62      | 1,324.62             | 1,480.39            | 1,300.09      | 868.92              |
| <b>Combined L.G. (Orthodox + CTC)</b> | 1,298.70      | 1,293.15             | 1,454.77            | 1,265.48      | 846.62              |
| <b>Total</b>                          | 1,262.41      | 1,259.29             | 1,398.67            | 1,190.30      | 801.51              |

Private Sale Figures (03.04.2023 – 15.04.2023) - 126,144.86 kgs

Cumulative - 1,432,963.31 kgs

**DETAILS OF TEAS AWAITING SALE**

|                             | <b><u>Sale of 25<sup>th</sup> /26<sup>th</sup> Apr. '23</u></b> |                          | <b><u>Sale of 02<sup>nd</sup> /03<sup>rd</sup> May '23</u></b> |                          |
|-----------------------------|---|--------------------------|--|--------------------------|
|                             | <b><u>Lots</u></b>  | <b><u>Qty. (Kgs)</u></b> | <b><u>Lots</u></b>   | <b><u>Qty. (Kgs)</u></b> |
| <b>Low Grown Leafy</b>      | 2,051   | 815,585                  | 2,163  | 895,610                  |
| <b>Low Grown Semi Leafy</b> | 1,623   | 729,484                  | 1,596  | 712,398                  |
| <b>Low Grown Tippy</b>      | 1,830   | 886,701                  | 1,797  | 877,501                  |
| <b>High &amp; Medium</b>    | 1,462   | 660,275                  | 1,586  | 745,087                  |
| <b>Off Grade/BOP1A</b>      | 2,086   | 1,057,475                | 2,521  | 1,315,040                |
| <b>Dust</b>                 | 559   | 530,282                  | 659  | 597,365                  |
| <b>Premium Flowery</b>      | 248   | 45,919                   | 243  | 45,980                   |
| <b>Ex-Estate</b>            | 674   | 713,132                  | 745  | 800,562                  |
| <b>Total</b>                | <b><u>10,533</u></b>  | <b><u>5,438,853</u></b>  | <b><u>11,310</u></b>   | <b><u>5,989,543</u></b>  |



## **FUTURE CATALOGUES CLOSURE**

### **Sale No. 18 of 09<sup>th</sup> /10<sup>th</sup> May, 2023**

The Main Sale & Ex-Estate Sale catalogues are scheduled to be closed on **20<sup>th</sup> April, 2023 at 04.30 p.m.**

### **Sale No. 19 of 16<sup>th</sup> /17<sup>th</sup> May, 2023**

The Main Sale & Ex-Estate Sale catalogues are scheduled to be closed on **27<sup>th</sup> April, 2023 at 04.30 p.m.**

### **Sale No.20 of 23<sup>rd</sup> /24<sup>th</sup> May, 2023**

The Main Sale & Ex-Estate Sale catalogues are scheduled to be closed on **04<sup>th</sup> May, 2023 at 04.30 p.m.**

## **BROKER'S SELLING ORDER**

### **SALE NO. 16**

#### **Auction of 25<sup>th</sup> /26<sup>th</sup> April, 2023**

#### **Leafy/Semi Leafy/Tippy/BOP1A/ Premium Flowery**

1. Ceylon Tea Brokers PLC
2. John Keells PLC
3. **Lanka Commodity Brokers Ltd**
4. Bartleet Produce Marketing (Pvt) Ltd
5. Eastern Brokers PLC
6. Mercantile Produce Brokers (Pvt) Ltd
7. Forbes & Walker Tea Brokers (Pvt) Ltd
8. Asia Siyaka Commodities PLC

#### **High & Medium/Off Grades/Dust**

1. Mercantile Produce Brokers (Pvt) Ltd
2. Asia Siyaka Commodities PLC
3. John Keells PLC
4. Eastern Brokers PLC
5. Ceylon Tea Brokers PLC
6. **Lanka Commodity Brokers Ltd**
7. Bartleet Produce Marketing (Pvt) Ltd
8. Forbes & Walker Tea Brokers (Pvt) Ltd

#### **Ex-Estate**

1. Asia Siyaka Commodities PLC
2. Forbes & Walker Tea Brokers (Pvt) Ltd
3. Mercantile Produce Brokers (Pvt) Ltd
4. Eastern Brokers PLC
5. John Keells PLC
6. Bartleet Produce Marketing (Pvt) Ltd
7. Ceylon Tea Brokers PLC
8. **Lanka Commodity Brokers Ltd**

## Crop & Weather

For the period of 10<sup>th</sup> to 16<sup>th</sup> April, 2023

### Western/Nuwara Eliya Regions:

The Western Region reported sunny mornings and evening showers, whilst the Nuwara Eliya Region reported clear mornings and gloomy evenings with occasional showers. The Department of Meteorology expects afternoon/evening showers in both regions in the week ahead.

### Uva/ Udapussellawa Region:

The Uva Region reported clear weather, whilst bright mornings with sporadic evening showers were reported in the Udapussellawa Region throughout the week. Occasional afternoon/evening showers are expected in the Uva Region in the week ahead according to the Department of Meteorology.

### Low Grown:

The Low Grown Region reported sunny mornings with occasional evening showers throughout the week. According to the Department of Meteorology, sporadic afternoon/evening showers are expected in the Sabaragamuwa Region in the week ahead.

**Crop Intake:** All planting regions generally maintained the crop intake.

### WORLD CROP STATISTICS (MKGS)

| Country     | Month | 2022  | 2023  | Difference<br>+/- | To-date<br>2022 | To-date<br>2023 | Difference<br>+/- |
|-------------|-------|-------|-------|-------------------|-----------------|-----------------|-------------------|
| BANGLADESH  | Feb.  | 0.003 | 0.005 | 0.002             | 0.054           | 0.041           | -0.01             |
| NORTH INDIA | Feb.  | 1.90  | 3.1   | 1.20              | 1.90            | 3.10            | 1.20              |
| SOUTH INDIA | Feb.  | 14.60 | 13.20 | -1.40             | 30.80           | 26.60           | -4.20             |
| SRI LANKA   | Mar.  | 22.22 | 21.33 | -0.89             | 63.32           | 58.52           | -4.80             |

| Country  | Month | 2021  | 2022  | Difference<br>+/- | To-date<br>2021 | To-date<br>2022 | Difference<br>+/- |
|----------|-------|-------|-------|-------------------|-----------------|-----------------|-------------------|
| KENYA    | Nov.  | 50.70 | 49.20 | -1.50             | 485.30          | 478.00          | -7.3              |
| MALAWI   | Aug.  | 2.09  | 1.99  | -0.10             | 38.40           | 35.70           | -2.7              |
| TANZANIA | June  | 1.80  | 1.76  | -0.04             | 16.56           | 20.37           | 3.8               |
| UGANDA   | July  | 5.65  | 2.77  | -2.9              | 45.86           | 33.32           | -12.54            |

## OTHER MARKETS

### BANGLADESH AUCTION

#### SALE NO.01 OF MONDAY 17<sup>th</sup> APRIL, 2023

**CTC LEAF** : 13,630 packages of Current Season & 10 packages of Old Season teas on offer met with a very strong demand.

**BROKENS/FANNINGS** : Grainy, well made good liquoring teas were keenly sought after resulting in prices appreciating considerably for these varieties. Good and Medium types were also well competed for and advanced in price following quality. A few plain and BLF teas met with only a limited interest and were mostly withdrawn without bids.

**CTC DUST** : 2,987 packages of Current Season teas on offer met with strong demand. Good liquoring Ds and CDs met with good competition and generally sold above Brokers' valuation fetching between Tk. 357/- and Tk.265/-. These also sold well in line with quality. PDs and RDs were also well supported and rates for these ranged between Tk. 280/- and Tk.230/-. BLF Dusts proved difficult of sale with heavy withdrawals. Loose tea buyers operated quite strongly on well made popular marks. Blenders were selective only for bright liquoring types.

**COMMENTS** : This was the first sale of the season which attracted strong interest from the Loose tea buyers. Blenders lent good support but were selective. It was noteworthy that well made popular marks elicited strong support from the Loose tea buyers and fetched prices well above Brokers' price ideas.

#### Quotations – This Week – (In Taka)

| Brokens | This Week | Fannings | This Week | Dust | This Week  |
|---------|-----------|----------|-----------|------|------------|
| Large   | 280-300N  | Best     | 275-300N  | PD   | 230-261    |
| Medium  | 250-275N  | Good     | 250-270   | RD   | 235-280    |
| Small   | 230-245   | Medium   | 230-245   | D    | 240-312    |
| Plain   | 210-225   | Plain    | 210-225   | CD   | 265-357    |
| BLF     | 145-165N  | BLF      | 145-165   | BLF  | NOT QUOTED |

COURTESY: NATIONAL BROKERS LTD

## **OTHER MARKETS**

### **MALAWI MARKET REPORT**

#### **SALE NO.16 HELD ON 19/04/2023**

There was less demand at firm rates where sold for the 5620 packages on offer.

BP1 - met improved demand up to 3 USC dearer.

PF1 - Few selected invoices held firm, balance taken out with no bids.

PF1SC were firm on last.

PD/ D1 were neglected.

Secondaries – Few selected lines tended firm, balance taken out.

#### **WEATHER/CROP FOR THE WEEK ENDING 16<sup>TH</sup> APRIL, 2023**

Warm, cool and cloudy weather conditions were experienced this week. There was increased rainfall activity in Mulanje, total rainfall averaged between 30-63mm but reduced in Thyolo where total rainfall averaged between 2- 18mm.



## SOUTH INDIAN ROUNDUP

**FOR THE WEEK ENDING – 15<sup>TH</sup> APRIL, 2023**

### **KOCHI**

#### CTC LEAF

**Demand :** All grades sold steady to easier by Re.1/- to Rs.2/-.

#### ORTHODOX LEAF

**Demand :** The primary whole leaf and brokens sold steady levels, Secondary brokens sold irregular around last levels.

**Buying Pattern :** CIS & Tunisia buyers operated.

#### DUST

**Demand :** Popular marks and better mediums sold irregular and lower by Re.1/- to Rs.2/-, plainer sorts also followed the same trend.

**Market :** Major Packeteers were active and internal buyer operated cautiously.

### **COONOOR**

#### CTC LEAF

**Demand :** Good.

**Market :** Though the easier trend continued this week too, the market witnessed a price drop of only Rs.1/- to Rs.2/-. However the blacker and cleaner BOPF's were rather trading at steady to firm and occasionally dearer levels. The sale also witnessed fair withdrawals on the Larger Brokens.

**Buying Pattern:** Fairly good Internal enquiry was forthcoming with the Major Blenders rendering fair support. The Export enquiry was rather slightly better comparatively.

#### ORTH LEAF

**Demand :** Good.

**Market :** Market was generally on an easier trend across all grades and categories by Rs. 3/- to Rs.5/- and more following quality. However some of the Secondary brokens have had better enquiry and went on to be sold at fully firm to dearer levels.

**Buying Pattern:** Strong export enquiry was forthcoming with the Internal rendering fair support.

**CTC DUST**

**Demand :** Strong.

**Market :** The Dust market continued to be buoyant with the Best and Better types trading at fully firm to dearer by Rs.2/- to Rs.5/- and sometimes more. However the Mediums and Plainers were rather selling at barely steady to occasionally dearer levels.

**Buying Pattern:** Fairly good Internal enquiry was forthcoming with Major Blender and other Regional Packeteers lending fair support. Exports this week has been little stronger with Girnar Food and Beverages seen active.

**ORTH DUST**

**Demand :** Fairly strong.

**Market:** Market was generally fully firm to dearer across all grades and categories except for few lines of popular Bolder dusts, which have witnessed correction on last week's prices.

**Buying Pattern:** There has been a good enquiry from the Exporters and from the Internal buyers. Anjaneya Enterprises continued their support on the flavoury bolder dusts.

**COIMBATORE****CTC LEAF**

**Demand :** Fair demand.

**Market :** Better medium and popular sorts were lower with some withdrawals. Medium teas were lower by Rs.2/- to Rs.3/- with heavy withdrawals particularly on smaller brokens / BOPF's. Plainer teas were barely steady to lower by Re.1/- to Rs.2/-.

**Buying Pattern :** All sections were selective.

**ORTH LEAF**

**Demand :** Good general demand.

**Market :** Whole leaf were dearer by Rs.3/- to Rs.4/-. Brokens were suffered heavy withdrawals. BOPF / OF were lower by Rs.3/- to Rs.4/-.

**Buying Pattern :** Exporters were selective.

**CTC DUST**

**Demand :** Good general demand.

**Market :** Better medium and popular sorts were firm to occasionally dearer by Re.1/ to Rs.2/- with some withdrawals on bolder grades. Medium teas were lower by Re.1/- to Rs.2/- with few withdrawals on bolder grades. Plainer teas were barely steady. However finer grades were lower by Rs.3/- to Rs.4/-.

**Buying Pattern :** Blenders & packeteers and exporters were active. Others selective.

**ORTH DUST**

**Demand :** Good general demand.

**Market :** Steady to firm.

**Buying Pattern :** Exporters were active.

*Source: Paramount Tea Marketing (SI) Private Limited*

**19<sup>th</sup> April, 2023**  
**- /mk**

## INTERNATIONAL TEA NEWS

### Popularity of Japanese Black Tea Blooms as Green's Starts to Wilt



TheYomiuri Shimbun

Toshihiro Kajihara, a producer of Japanese black tea, works in a field in Ashikita, Kumamoto Prefecture, on Feb. 24.

**By Miyako Taniguchi / Yomiuri Shimbun Staff Writer**

*April 4, 2023*

Green tea consumption in Japan is on the decline, but producers have managed to stay in the black by making the switch to black tea.

The number of black tea producers in Japan has doubled in the past decade and the Kyushu region is home to many of them. The tea grown in the region has improved in quality and some were highly praised at a recent competition abroad.

#### **Learning something new**

In late February, Kajihara Tea Garden representative Toshihiro Kajihara stood in a field checking the growth of neatly pruned Japanese black tea leaves in Ashikita, Kumamoto Prefecture, where his company is based. Although they are made using the same leaves, black tea is made through a fermentation process while green tea is not.

“The fragrance and taste of the tea are dependent upon the drying and fermentation of the leaves,” Kajihara said.

The plants grow in organic fertilizer, and the leaves are picked in spring and shipped out.



Kajihara is a third-generation tea farmer who entered the business in 1980 after graduating from an agricultural college. The green tea from his field grew at 300 meters above sea level and was popular for its rich flavor.

However, in the 1990s, when Western food culture started to spread and green tea drinks started being sold in plastic bottles, his business was affected as sales for loose-leaf tea declined.

So, around 2010, Kajihara began producing Japanese black tea as a way to get his business to flourish again. He gained knowledge, such as adjusting drying times depending on the temperature and humidity, while visiting various producers of black tea in China and Taiwan.

The amount of Japanese black tea his company produces increases annually. Currently, his field produces 300 to 400 kilograms of five kinds of tea leaves every year, including loose-leaf tea and tea for tea bags.

In autumn 2022, one of Kajihara's teas won a top honor at a competition held by a British organization, which gives certifications to those who have acquired knowledge and skills related to tea, for striking a balance between its flowery aroma and full-bodied taste. It beat out about 300 entries from India, Sri Lanka and elsewhere.

"This was a good opportunity to have Japanese black tea known to the world," Kajihara said. "I want to keep making teas that people in Japan and overseas can enjoy"



Japanese black tea produced by Kajihara Tea Garden

### **Kyushu tea**

According to an Internal Affairs and Communications Ministry survey, the amount a household with two or more people spent on loose-leaf green tea in 2021 was ¥3,530, down about 20% compared to a decade before. However, the amount that was spent on loose-leaf black tea was ¥826, up about 10% compared to five years earlier.

According to another survey conducted by the organizing committee of a national summit of Japanese black tea producers and enthusiasts, as of October 2022, there were 897 tea producers making Japanese black tea, an increase of about 500 from 2012.

By prefecture, Shizuoka has the larger number of producers at 204. Many producers in the Kyushu region also grow Japanese black tea, with 81 in Kagoshima, 51 in Kumamoto, 37 in Miyazaki and 35 in Fukuoka.

The summit, which first took place in 2002, has been held nearly every year in various locations, such as famous tea production areas in the Kyushu region, including Yame, Fukuoka Prefecture, and Ureshino, Saga Prefecture. The most recent summit was held in Minami-Kyushu, Kagoshima Prefecture, in November.

“Many young farmers started growing Japanese black tea,” said Kazuki Fujiwara, 68, a member of the organizing committee. “Efforts are being made to sell Japanese black tea not only at events and michi-no-eki rest areas but also online. Many farmers have regular customers nationwide.”

A 58-year-old woman from Minamata, Kumamoto Prefecture, has been drinking Japanese black tea for five years.

“Compared to products from other countries, Japanese black tea is less bitter and easier to drink,” she said. “Every time I make tea, I enjoy waiting while the tea is being brewed and taking in its fragrance. Those few minutes are really precious because I can tune out the busy world and just relax.”

Fujiwara said: “I want to further promote Japanese black tea in Japan. Some tea producers in Japan are starting to export their tea, so I hope that will spread Japan’s black tea culture abroad.”

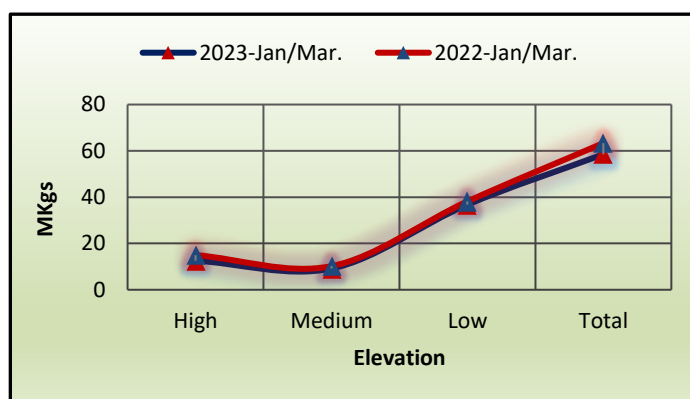
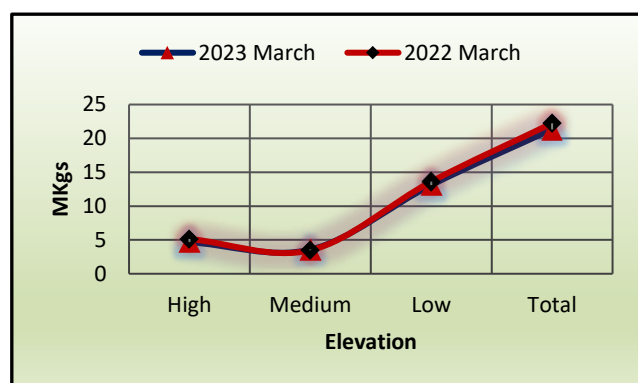
\*\*\*\*\*

Sri Lanka's has achieved a tea production of 21.3 Mkgs for March, 2023, which is a decline of 0.9 Mkgs when compared to the similar month of the previous year. During the month under review, both High & Low grown elevations have recorded deficit crops when compared to March 2022, whilst, the Medium elevation has shown a marginal gain of 96,119 Mkgs. During the first quarter of the current year (Jan-March 2023), the total crop of 58.5 Mkgs shows a drop of 4.8 Mkgs when compared to 63.3 Mkgs harvested in Jan /March 2022.

Given below are more comprehensive details relating to tea production.

### Sri Lanka Tea Production-March 2023 vs. 2022 (In Kgs)

|               | 2023-March        | 2022-March        | +/-              | %            | Jan/ March 2023   | Jan/March 2022    | +/-                | %            |
|---------------|-------------------|-------------------|------------------|--------------|-------------------|-------------------|--------------------|--------------|
| <b>High</b>   | 4,662,823         | 5,139,361         | (476,538)        | (9.3)        | 12,580,995        | 14,980,904        | (2,399,910)        | (16.0)       |
| <b>Medium</b> | 3,571,941         | 3,475,822         | 96,119           | 2.8          | 9,182,277         | 10,186,709        | (1,004,432)        | (9.9)        |
| <b>Low</b>    | 13,101,506        | 13,614,810        | (513,304)        | (3.8)        | 36,756,863        | 38,155,004        | (1,398,141)        | (3.7)        |
| <b>Total</b>  | <b>21,336,270</b> | <b>22,229,993</b> | <b>(893,723)</b> | <b>(4.0)</b> | <b>58,520,135</b> | <b>63,322,618</b> | <b>(4,802,483)</b> | <b>(7.6)</b> |



During the period January to March, 2023 the larger crop harvests have been from the following regions.

### Crop Harvest Data - Top 20 Districts March 2023 Vs 2022

| DISTRICT                       | TEA CROP 2023 (KGS) | TEA CROP 2022(KGS) | (+/-)       |
|--------------------------------|---------------------|--------------------|-------------|
| Galle                          | 9,522,744.0         | 8,343,731.0        | 1,179,013.0 |
| Ratnapura                      | 9,351,213.0         | 10,131,532.0       | (780,319.0) |
| Gampola/Nawalapitiya/Dolosbage | 3,802,065.0         | 4,427,259.0        | (625,194.0) |
| Kalutara                       | 3,659,650.0         | 3,807,680.0        | (148,030.0) |
| Matara                         | 2,969,907.0         | 3,175,935.0        | (206,028.0) |
| Deniyaya                       | 2,643,703.0         | 2,977,150.0        | (333,447.0) |
| Demodara/Haliella/ Badulla     | 1,727,631.0         | 2,070,189.0        | (342,558.0) |
| Nanuoya/Lindula/Talawakelle    | 1,709,352.0         | 2,210,736.0        | (501,384.0) |
| Kelani Valley                  | 1,651,481.0         | 1,718,679.0        | (67,198.0)  |
| Balangoda/Rakwana              | 1,496,768.0         | 2,015,676.0        | (518,908.0) |
| Hatton /Dickoya                | 1,475,319.0         | 1,898,831.0        | (423,512.0) |
| Morawaka                       | 1,439,527.0         | 1,310,155.0        | 129,372.0   |
| Kegalle                        | 1,236,295.0         | 1,300,067.0        | (63,772.0)  |
| Pussellawa/Hewaheta            | 1,139,712.0         | 1,244,780.0        | (105,068.0) |
| Bogawantalawa                  | 1,114,754.0         | 1,461,361.0        | (346,607.0) |
| Kadugannawa                    | 1,089,426.0         | 1,086,323.0        | 3,103.0     |
| Agarapathana                   | 974,849.0           | 1,123,068.0        | (148,219.0) |
| Upcot/Maskeliya                | 962,650.0           | 1,158,664.0        | (196,014.0) |
| Pundaluoya                     | 947,457.0           | 918,664.0          | 28,793.0    |
| Balangoda                      | 595,254.0           | 1,117,576.0        | (522,322.0) |